

K-Series Cappuccino Dispensers

Your Choice



Back-Lit
Extra Impact



Non-Lit
Extra Savings

**NEW
DESIGN**

Standard Features



- **Lower Cost Same Great Features** – These models utilize the same reliable components found in all Cecilware hot beverage dispensers and are designed to service medium volume locations using minimum counter space.
- **Your Choice of Back-Lit or Non-Lit Display** – Models are available with cost saving non-lit-display or eye catching back-lit display.
- **Slanted Whipper Chamber** – Provides optimal mixing of product & keeps it flowing away from the motor seal.
- **Fast Flow** – Dispenses beverages 30% faster, reducing wear and tear on major dispenser components.
- **Vacuum Steam Removal System (VSRS)** – Ensures the powdered mix remains dry to eliminate clogging, caking, & bridging.

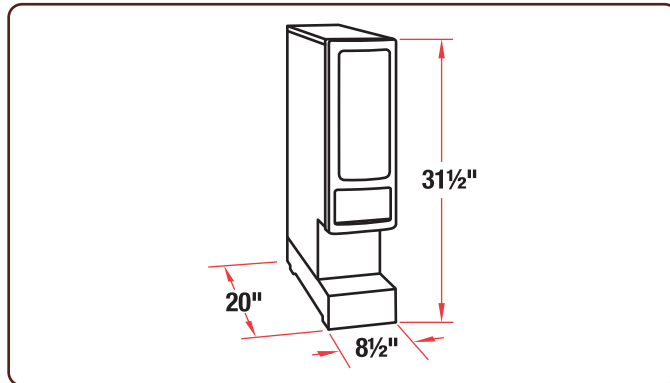
Specifications subject to change without notice.

K-Series Cappuccino Dispensers

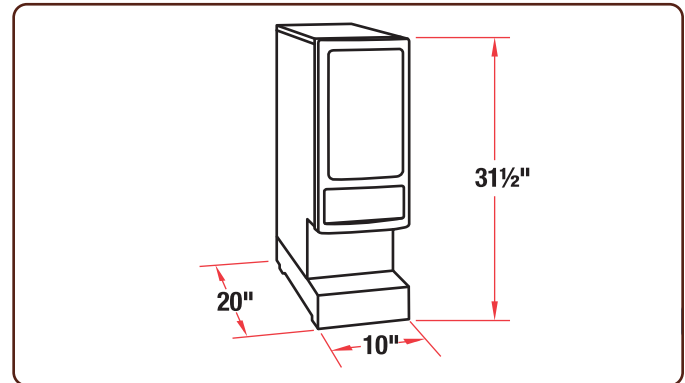


Models & Dimensions

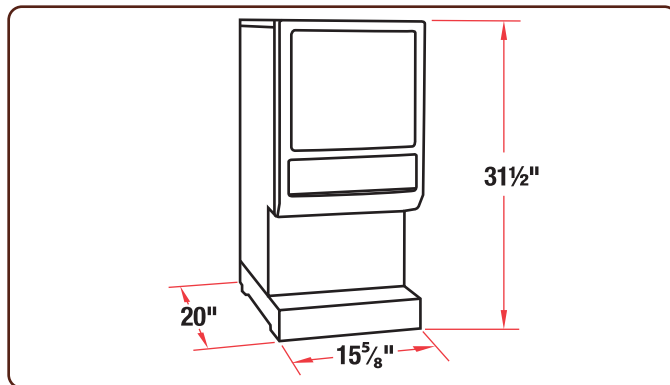
2K-GB-LD Two Flavor Dispenser



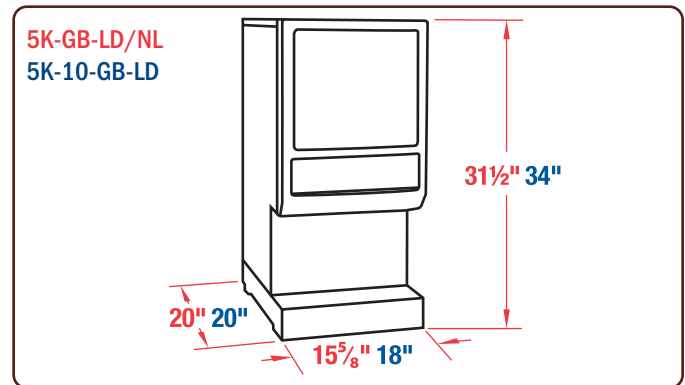
3K-GB-LD/NL Three Flavor Dispenser



4K-GB-LD/NL Four Flavor Dispenser



5K-GB-LD/NL & 5K-10-GB-LD Five Flavor Dispenser



Standard Features For This Series



Options For This Series



Specifications

Model	Display Type	Hopper # & Capacity	Water Tank Capacity	Dimensions W x D x H	Electrical	Ship Weight
2K-GB-LD	Back-Lit	(2) 4 lbs.	2 gal.	8½" x 20" x 31½"	120V, 1.8KW, 15A	70 lbs.
3K-GB-NL	Non-Lit	(3) 4 lbs.	2¾ gal.	10" x 20" x 31½"	120V, 1.8KW, 15A	81 lbs.
3K-GB-LD	Back-Lit	(3) 4 lbs.	2¾ gal.	10" x 20" x 31½"	120V, 1.8KW, 15A	81 lbs.
4K-GB-NL	Non-Lit	(4) 4 lbs.	3¾ gal.	15⅝" x 20" x 31½"	120V, 1.8KW, 15A	120 lbs.
4K-GB-LD	Back-Lit	(4) 4 lbs.	3¾ gal.	15⅝" x 20" x 31½"	120V, 1.8KW, 15A	120 lbs.
5K-GB-NL	Non-Lit	(5) 4 lbs.	3¾ gal.	15⅝" x 20" x 31½"	120V, 1.8KW, 15A	125 lbs.
5K-GB-LD	Back-Lit	(5) 4 lbs.	3¾ gal.	15⅝" x 20" x 31½"	120V, 1.8KW, 15A	125 lbs.
5K-10-GB-LD	Back-Lit	(1) 10 lbs., (4) 5½ lbs.	6 gal.	18" x 20" x 34"	120V, 1.8KW, 15A	130 lbs.

Plumbing: ¼" Water line required. **Electrical:** Line cord included, Nema plug 5-15R. **Finish:** Black. **Burst Capacity:** 2K = 42, 3K = 53, 4K & 5K = 78, 5K10 = 98, based on 6 oz cups. **Lit Display Area:** 2K 6½" W x 13" H, 3K 9½" W x 13" H, 4K/5K/5K10 12⅝" W x 13" H. **Options:** Portion Control - add "PC" suffix to model number. SmartSense™ - add "SMT" suffix to model number. Electrical - 120/240V, 3KW, 15A, or 6KW, 25A, export voltage 220 available. *N/A on NL models. **N/A on 2K & NL models. ***N/A on 2K & 3K models. Specifications subject to change without notice.

Cecilware Corporation 43-05 20th. Avenue, LIC NY 11105
Tel: 800.935.2211 / 718.932.1414 • Fax: 718.932.7860



Since 1911

www.cecilware.com