



Compact Series • 1/2/3 Flavor


Don't let a lack of counter space prevent you from offering hot beverages and cappuccino. The Compact series of moderate volume dispensers provides new opportunities to capitalize on the growing demand for specialty hot beverages.

Additional Features For This Series




Note: Compact series dispensers have non-lit displays.

Options For This Series



Portion control add "PC" suffix. Electrical options available.

Model	GB1CP	GB2CP	GB3CP
# of Hoppers	1	2	3
Hopper Capacity	8 lbs.	4 lbs.	4 lbs.
Width	7¾"	7¾"	10"
Depth	19"	19"	19"
Height	24"	24"	27"
Tank Capacity	2 gal.	2 gal.	2 gal.
Ship Weight	30 lbs.	32 lbs.	40 lbs.



Plumbing: ¼" Water line required. **Electrical:** 120V, 1.8KW, 15A std. 120/240V, 3KW, 15A, or 6KW, 25A opt. **Export Voltage:** 220 available.



Low Profile Series • 2/3/4 Flavor

Designed to fit "Spacially" challenged locations with height restrictions and counters with low overhangs. This series of dispensers is only 28½" in height but includes all the features and reliable performance of our standard size dispensers.

Additional Features For This Series



* GB4LP-LD model only. ** Except GB2LP-LD.

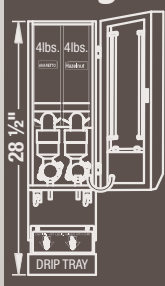
Options For This Series



Portion control add "PC" suffix. Smartsense add "SMT" suffix. Electrical options available.

Model	GB2LP-LD	GB3LP-LD	GB4LP-LD
# of Hoppers	2	3	4
Hopper Capacity	4 lbs.	4 lbs.	4 lbs.
Width	8½"	11"	14⅞"
Depth	20"	20"	20"
Height	28½"	28½"	28½"
Tank Capacity	2 gal.	2¾ gal.	2¾ gal.
Ship Weight	70 lbs.	75 lbs.	100 lbs.

Only 28 ½" In Height!



Plumbing: ¼" Water line required. **Electrical:** 120V, 1.8KW, 15A std. 120/240V, 3KW, 15A, or 6KW, 25A opt. **Export Voltage:** 220 available.

Compact

Low Profile

CAPPUCCINO Dispensers