

Chef Stand Self-Contained Refrigerated Base model 2000SC

model, 27" Drawer 20048SC 20072SC 20078SC 20105SC
 model, 32" Drawer 20048SC-32 20072SC-32 20105SC-32

Description:

32 1/2" deep self-contained refrigerated cooking equipment stand with reinforced stainless steel top. 12 gauge steel subtop, and full marine edge. Expansion valve refrigeration system with thermostatic control for operator adjustability. R-134a refrigerant is "CFC free". Unit on 6" high adjustable legs.

These units feature our Patented Drawer Cartridge Assembly. A fully welded, unitized drawer cartridge assembly with a quick release that allows the refrigerated drawers to be easily removed for cleaning. 3 year warranty on the entire drawer system.

Specifications:

CABINET EXTERIOR: Cabinet body is constructed of all metal. The top, front, and louver panel are stainless steel. Full length, 12 gauge steel subtop beneath one piece stainless steel top with 1/2" marine edged. Body ends are stainless steel. 6" stainless steel legs with adjustable bullet feet are mounted to a heavy gauge steel frame assembly which is integrally welded to bottom of assembly. Unit totally prepwired to junction box. 9' cordset for 115V operation.

CABINET INTERIOR: Interior of cabinet is fully coved to meet N.S.F. standard #7. The interior is constructed of anodized aluminum with coved corners for easy clean-up. Drawer opening frames are A.B.S. and contain magnetic strip for positive seal of drawer gaskets. Unit insulated with CFC free, foamed in place polyurethane.

REFRIGERATED DRAWERS: Fully welded, unitized drawer cartridge assembly - patented. Heavy duty full extension 14 gauge drawer tracks on 1 5/8" heavy duty stainless steel bearings. Will accommodate (2) 12" x 20" x 4" deep pans per drawer (pans not included). Quick release allows drawers to be easily removed for cleaning. Stainless fronts, mounted to drawer cartridge assembly with easy to grasp drawer handles. Drawers with press fit magnetic gaskets - (designed for installation & removal without tools).

REFRIGERATION: CFC free, R-134a refrigeration system to include condensing unit, Randell blower coil, and thermostatic control for operator adjustability. Blower coil fitted with expansion valve for fast recovery. Compressor housing to allow maximum airflow and includes standard condensate evaporator. Mullion coil, is coated to resist corrosion, and offers maximum air flow.

model 20072SC shown

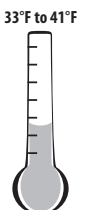


Standard Features:

- R-134a self-contained refrigeration system features expansion valve for fast recovery, and thermostatic control for operator adjustability
- Hot gas condensate evaporator
- Drawer Cartridge Assemblies are fully removable with Quick Release feature
- Foamed in place "CFC" free urethane insulation
- Marine edged stainless steel top with 12 gauge steel subtop to hold the heaviest cooking equipment
- Removable 14 gauge drawer tracks on 1 5/8" heavy duty stainless steel bearings
- Drawers to accommodate (2) 12"x 20"x 4" pans per drawer (pans not included)
- 6" high adjustable legs

Options & Accessories:

- Heavy duty casters
- Flat top
- Length modification of: _____
- Compressor on left



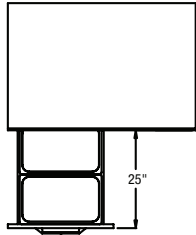
27" DRAWER MODELS

LEGEND FOR MODEL # 20048SC
 AFF - ABOVE FIXED FLOOR
 HP 1/4 HP COMPRESSOR
 J JUNCTION BOX 14" AFF
 115V/60Hz/1Ph/7.4A
 9' LONG CORD SET
 (NEMA 5-15P)
 OC CONDENSATE DRAIN 1/2"
 I.D. VINYL TUBING

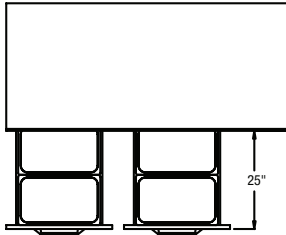
LEGEND FOR MODEL # 20072SC
 AFF - ABOVE FIXED FLOOR
 HP 1/3 HP COMPRESSOR
 J JUNCTION BOX 14" AFF
 115V/60Hz/1Ph/7.4A
 9' LONG CORD SET
 (NEMA 5-15P)
 OC CONDENSATE DRAIN 1/2"
 I.D. VINYL TUBING

LEGEND FOR MODEL # 20078SC
 AFF - ABOVE FIXED FLOOR
 HP 1/3 HP COMPRESSOR
 J JUNCTION BOX 14" AFF
 115V/60Hz/1Ph/7.4A
 9' LONG CORD SET
 (NEMA 5-15P)
 OC CONDENSATE DRAIN 1/2"
 I.D. VINYL TUBING

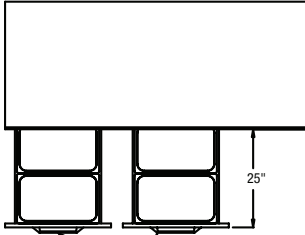
LEGEND FOR MODEL # 20105SC
 AFF - ABOVE FIXED FLOOR
 HP 3/8 HP COMPRESSOR
 J JUNCTION BOX 14" AFF
 115V/60Hz/1Ph/10.9A
 9' LONG CORD SET
 (NEMA 5-15P)
 OC CONDENSATE DRAIN 1/2"
 I.D. VINYL TUBING



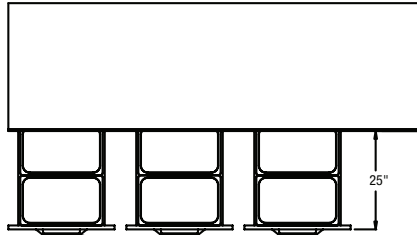
(1) SET OF CARTRIDGE STYLE DRAWERS, EACH DRAWER TO HOLD (2) 12" X 20" X 4" DP PANS (PANS NOT PROVIDED)



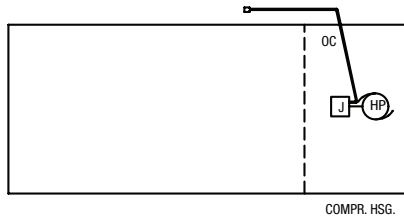
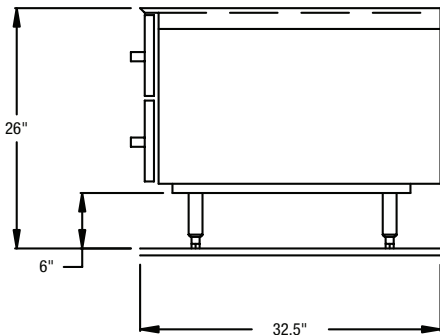
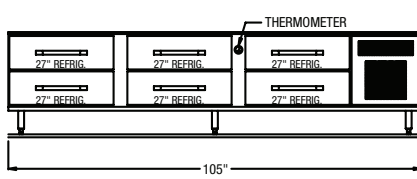
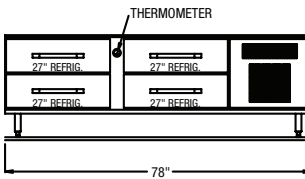
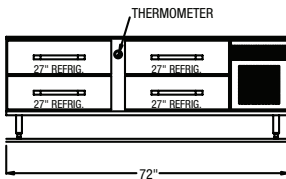
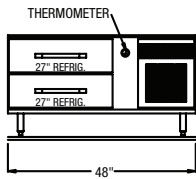
(2) SETS OF CARTRIDGE STYLE DRAWERS, EACH DRAWER TO HOLD (2) 12" X 20" X 4" DP PANS (PANS NOT PROVIDED)



(2) SETS OF CARTRIDGE STYLE DRAWERS, EACH DRAWER TO HOLD (2) 12" X 20" X 4" DP PANS (PANS NOT PROVIDED)



(3) SETS OF CARTRIDGE STYLE DRAWERS, EACH DRAWER TO HOLD (2) 12" X 20" X 4" DP PANS (PANS NOT PROVIDED)



The Randell Cartridge System! Patented.

- Fully welded 14 gauge unitized Drawer Cartridge assembly.
- 14 gauge drawer tracks on 1 5/8" heavy duty stainless steel bearings.
- Heavy duty full extension tracks to accommodate 12" x 20" x 4" deep pans, two per drawer. Pans by others.
- Quick release allows drawers and liners to be removed without tools.
- Drawers with stainless steel drawer fronts & easy to grasp drawer handles.

27" DRAWER SELF-CONTAINED REFRIGERATED MODELS (The load capacity of this equipment stand is rated up to 225 lbs per linear foot)

Model	L	D	H	Drawers	# of 12x20 Pans	HP	Volt	Amp	NEMA	Ship Wt.
20048SC	48"	32 1/2"	26"	2	4	1/4	115/60/1	6	5-15P	400
20072SC	72"	32 1/2"	26"	4	8	1/3	115/60/1	7.4	5-15P	530
20078SC	78"	32 1/2"	26"	4	8	1/3	115/60/1	7.4	5-15P	550
20105SC	105"	32 1/2"	26"	6	12	3/8	115/60/1	10.9	5-15P	675



32" DRAWER MODELS

LEGEND FOR MODEL # 20048SC-32
AFF = ABOVE FIXED FLOOR

HP 1/4 HP COMPRESSOR

J JUNCTION BOX 14" AFF
115V/60Hz/1Ph/6.0A
9' LONG CORD SET
(NEMA 5-15P)

OC CONDENSATE DRAIN 1/2" I.D. VINYL TUBING

LEGEND FOR MODEL # 20072SC-32
AFF = ABOVE FIXED FLOOR

HP 1/3 HP COMPRESSOR

J JUNCTION BOX 14" AFF
115V/60Hz/1Ph/7.4A
9' LONG CORD SET
(NEMA 5-15P)

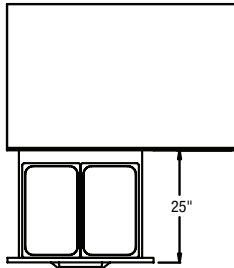
OC CONDENSATE DRAIN 1/2" I.D. VINYL TUBING

LEGEND FOR MODEL # 20105SC-32
AFF = ABOVE FIXED FLOOR

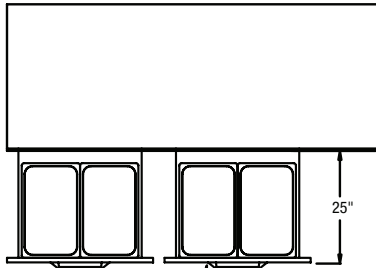
HP 3/8 HP COMPRESSOR

J JUNCTION BOX 14" AFF
115V/60Hz/1Ph/12A
9' LONG CORD SET
(NEMA 5-15P)

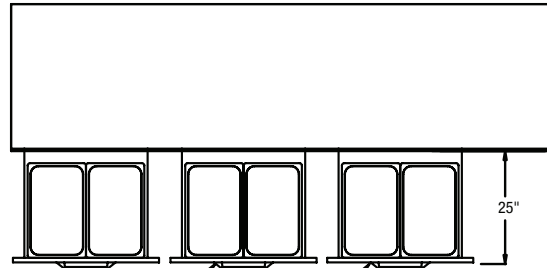
OC CONDENSATE DRAIN 1/2" I.D. VINYL TUBING



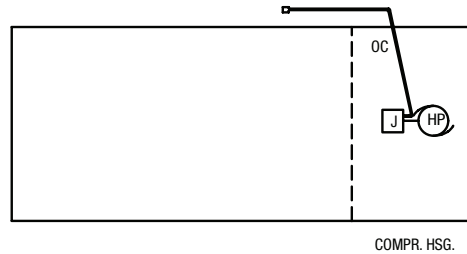
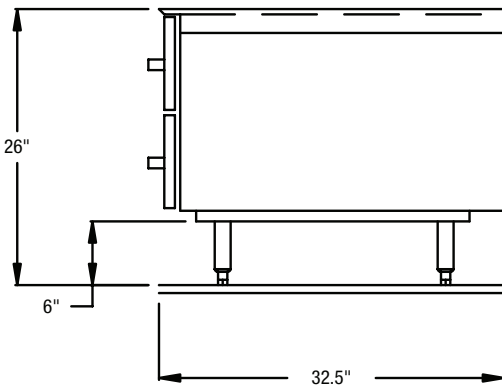
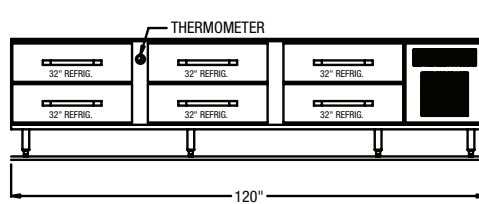
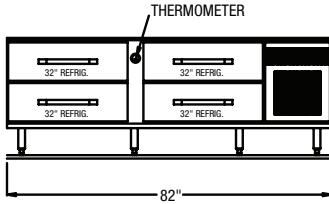
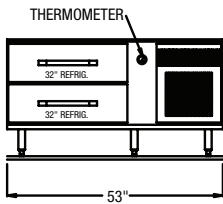
(1) SET OF CARTRIDGE STYLE DRAWERS, EACH DRAWER TO HOLD (2) 12" X 20" X 4" DP PANS (PANS NOT PROVIDED)



(2) SETS OF CARTRIDGE STYLE DRAWERS, EACH DRAWER TO HOLD (2) 12" X 20" X 4" DP PANS (PANS NOT PROVIDED)



(3) SETS OF CARTRIDGE STYLE DRAWERS, EACH DRAWER TO HOLD (2) 12" X 20" X 4" DP PANS (PANS NOT PROVIDED)



The Randell Cartridge System! Patented.

- Fully welded 14 gauge unitized Drawer Cartridge assembly.
- 14 gauge drawer tracks on 1 5/8" heavy duty stainless steel bearings.
- Heavy duty full extension tracks to accommodate 12" x 20" x 4" deep pans, two per drawer. Pans by others.
- Quick release allows drawers and liners to be removed without tools.
- Drawers with stainless steel drawer fronts & easy to grasp drawer handles.

32" DRAWER SELF-CONTAINED REFRIGERATED MODELS (The load capacity of this equipment stand is rated up to 225 lbs per linear foot)

Model	L	D	H	Drawers	# of 12x20 Pans	HP	Volt	Amp	NEMA	Ship Wt.
20048SC-32	53"	32 1/2"	26"	2	4	1/4	115/60/1	6	5-15P	400
20072SC-32	82"	32 1/2"	26"	4	8	1/3	115/60/1	7.4	5-15P	530
20105SC-32	120"	32 1/2"	26"	6	12	3/8	115/60/1	12	5-15P	675

