



STAINLESS STEEL  
**HAND SINKS**  
 with SOAP and PAPER TOWEL DISPENSER



**Item #:** \_\_\_\_\_ **Qty #:** \_\_\_\_\_  
**Model #:** \_\_\_\_\_  
**Project #:** \_\_\_\_\_



7-PS-80



7-PS-79




7-PS-85

**Includes Skirt**



7-PS-69



**Keyhole Bracket for easier installation and greater stability.**

**FEATURES:**

- One piece **Deep Drawn** sink bowl design.
- Sink bowl is 10" x 14" x 5".
- All sink bowls have a large liberal radii with a minimum dimension of 2" and are rectangular in design for increased capacity.
- Keyhole wall mount bracket.
- Stainless steel basket drain 1-1/2" IPS.
- Towel dispenser with hinged towel box. Unit uses standard C-fold towels.
- Liquid Soap Dispenser.
- Splash mounted 4" O.C. gooseneck faucet furnished with aerator.

**Specific Features:**

- 7-PS-69** Includes K-69 Extra Heavy Duty Splash Mount Faucet (with Wrist Handles) and Side Support Brackets.
- 7-PS-69 & 7-PS-80** Includes lever operated drain and built-in overflow with plastic overflow tube and spring clamps. P-Trap is 1 1/2".
- 7-PS-85** chrome plated 1 1/2" P-Trap & apron.

**CONSTRUCTION:**

- All TIG welded.
- Welded areas blended to match adjacent surfaces and to a satin finish.
- Die formed Countertop Edge with a No-Drip offset.
- One sheet of stainless steel- No Seams.

**MATERIAL:**

- Heavy gauge type 304 series stainless steel.
- Wall mounting bracket is Galvanized and of offset design.
- All fittings are brass / chrome plated unless otherwise indicated.

**MECHANICAL:**

- Faucet supply is 1/2" IPS male thread hot and cold.

For **A.D.A Compliant Units** with a paper towel dispenser, please **see Model 7-PS-41** on the **A.D.A. Hand Sink Specification Sheet**



**Standard Faucet conforms to NSF 61 Standard 9. An optional faucet upgrade is required for compliance to AB 1953 Standards.**

For Replacement Faucets & Upgrades, Drains & Accessories visit our website at [www.advancetabco.com](http://www.advancetabco.com)



**Customer Service Available To Assist You 1-800-645-3166 8:30 am - 8:00 pm E.S.T.**  
 Email Orders To: [customer@advancetabco.com](mailto:customer@advancetabco.com). For Smart Fabrication™ Quotes, Email To: [smartfab@advancetabco.com](mailto:smartfab@advancetabco.com) or Fax To: 631-586-2933

**NEW YORK**  
 Fax: (631) 242-6900

**GEORGIA**  
 Fax: (770) 775-5625

**TEXAS**  
 Fax: (972) 932-4795

**NEVADA**  
 Fax: (775) 972-1578

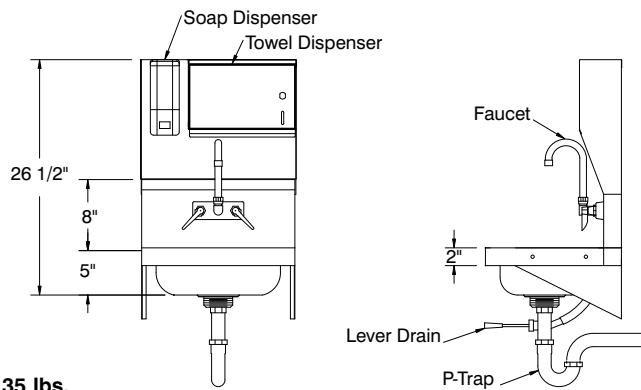
# DIMENSIONS and SPECIFICATIONS

TOL Overall:  $\pm .500''$  Interior:  $\pm .250''$

FITTINGS SUPPLIED AS SHOWN

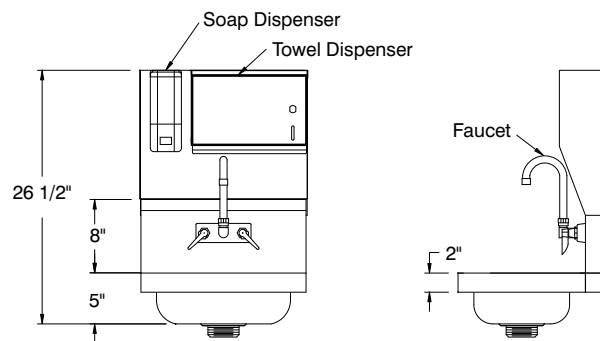
ALL DIMENSIONS ARE TYPICAL

**7-PS-69**



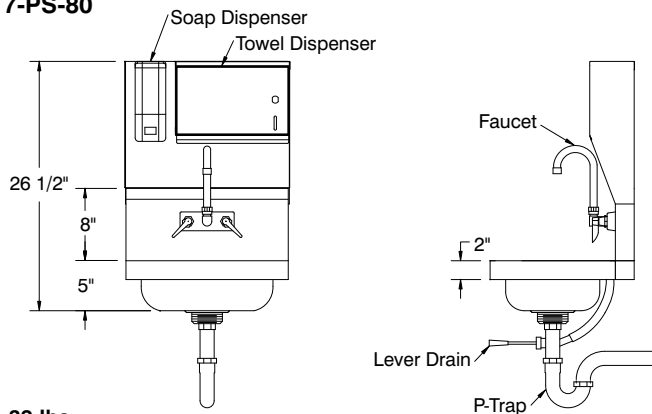
**35 lbs.**

**7-PS-79**



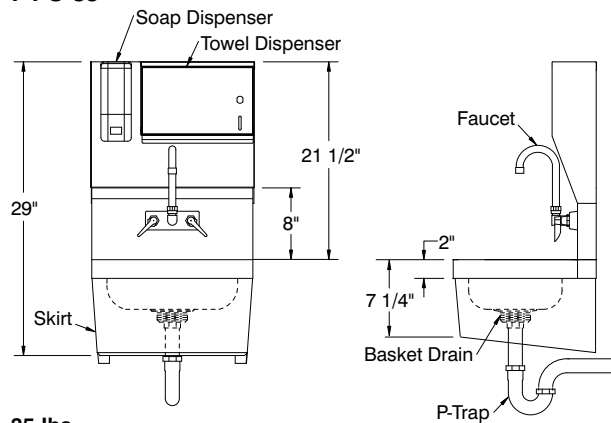
**32 lbs.**

**7-PS-80**

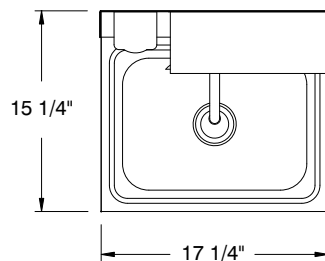


**32 lbs.**

**7-PS-85**



**35 lbs.**



**TOP VIEW  
WITH TOWEL  
DISPENSER**

