

COMPARTMENT SINKS

HIGH QUALITY 304 STAINLESS STEEL



TSA-3-N



TSA-4-N

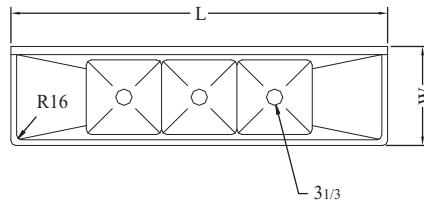
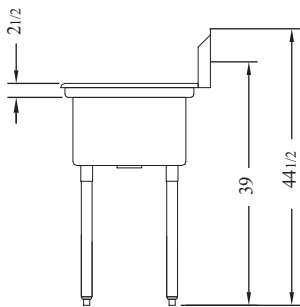


TSA-3-D1

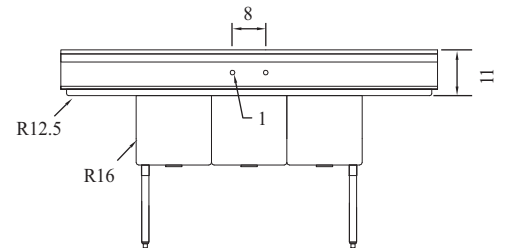


TSA-3-R1

(Unit : inch)



TSA-3-D1 PLAN VIEW



Model	Ga.	Bowl Size			Overall Size			# of Faucet Accepted	Net Weight *
		W	L	H	W	L	H		
TSA-3-12-D1	18	18	18	12	24	90	44 1/2	1	84
TSA-3-12-L1	18	18	18	12	24	75	44 1/2	1	77
TSA-3-12-R1	18	18	18	12	24	75	44 1/2	1	77
TSA-3-14-D1	18	18	18	14	24	90	44 1/2	1	88
TSA-3-14-D2	18	18	18	14	24	102	44 1/2	1	94
TSA-3-14-N	18	18	18	14	24	60	44 1/2	1	75
TSA-3C-D1	18	18	18	11	24	57	44 1/2	1	99
TSA-3-D1	18	18	18	11	24	90	44 1/2	1	82
TSA-3-L1	18	18	18	11	24	75	44 1/2	1	75
TSA-3-N	18	18	18	11	24	60	44 1/2	1	68

Model	Ga.	Bowl Size			Overall Size			# of Faucet Accepted	Net Weight *
		W	L	H	W	L	H		
TSA-3-R1	18	18	18	11	24	75	44 1/2	1	75
TSA-4-14-D2	18	18	18	14	24	120	44 1/2	2	115
TSA-4-D1	18	18	18	11	24	108	44 1/2	2	100
TSA-4-N	18	18	18	11	24	78	44 1/2	2	87
TSB-3-D2	16	24	24	14	30	120	44 1/2	2	161
TSB-3-L2	16	24	24	14	30	99	44 1/2	2	147
TSB-3-N	16	24	24	14	30	78	44 1/2	2	133
TSB-3-R2	16	24	24	14	30	99	44 1/2	2	147
TSCS-3-21	18	14	10	10	20	60	43 5/8	1	63
TSCS-3-23	18	16	14	12	22	72	43 5/8	1	89

Information and specifications are subject to change without notice.
* All net weights are approximated. Crafting fee will be added for shipping via common carriers (Please confirm at the time of the purchase).

COMPARTMENT SINKS

HIGH QUALITY 304 STAINLESS STEEL



TSA-2-N



TSA-2-R1

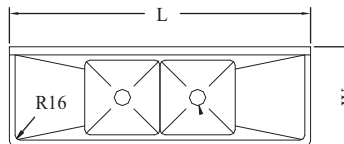
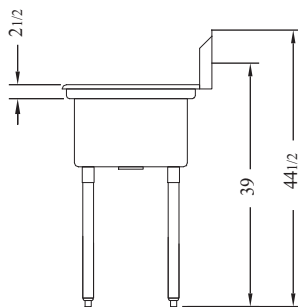


TSA-2-D1

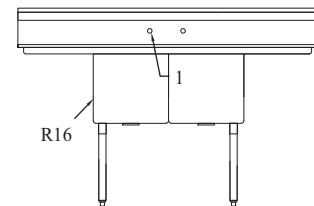
≡ FEATURES & BENEFITS ≡

- ENTIRE ASSEMBLY IS FUSED, SHIELDED AND POLISHED PROVIDING A ONE-PIECE SEAMLESS SINK UNIT
- WELDED AREAS ARE HIGH-SPEED BELT BLENDED TO MATCH ADJACENT SURFACES WITH THE CONTINUITY OF A SATIN FINISH
- ALL SINK COMPARTMENTS ARE COVERED ON A FULL 5/8" RADIUS AND CONSTRUCTED USING STATE OF THE ART SEAMLESS WELDING TECHNIQUES
- SWIRL AWAY BOWL DRAINAGE
- DIE-STAMPED CREASED DRAIN BOARDS FOR POSITIVE DRAINAGE
- GALVANIZED LEGS AND GUSSETS ARE STANDARD ON ALL MODELS
- OUR STRAINERS ARE BUILT WITH BRASS NUTS INSTEAD OF ALUMINUM (STANDARD)
- ADJUSTABLE ABS BULLET FEET
- DRATING SERVICE AVAILABLE
- STAINLESS STEEL LEGS AVAILABLE (OPTIONAL)

(Unit : inch)



TSA-2-D1 PLAN VIEW



(Unit : inch)

Model	Ga.	Bowl Size			Overall Size			# of Faucet Accepted	Net Weight *
		W	L	H	W	L	H		
TSA-2-12-D1	18	18	18	12	24	72	44 1/2	1	66
TSA-2-14-D2	18	18	18	14	24	84	44 1/2	1	73
TSA-2-D1	18	18	18	11	24	72	44 1/2	1	63
TSA-2-L1	18	18	18	11	24	57	44 1/2	1	57
TSA-2-N	18	18	18	11	24	42	44 1/2	1	50

Model	Ga.	Bowl Size			Overall Size			# of Faucet Accepted	Net Weight *
		W	L	H	W	L	H		
TSA-2-R1	18	18	18	11	24	57	44 1/2	1	57
TSB-2-D2	16	24	24	14	30	96	44 1/2	1	123
TSB-2-L2	16	24	24	14	30	75	44 1/2	1	109
TSB-2-N	16	24	24	14	30	54	44 1/2	1	95
TSB-2-R2	16	24	24	14	30	75	44 1/2	2	109

Information and specifications are subject to change without notice.

* All net weights are approximated. Crafting fee will be added for shipping via common carriers (Please confirm at the time of the purchase).

COMPARTMENT SINKS

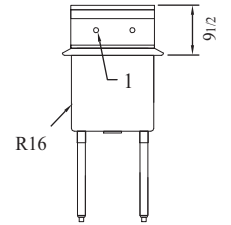
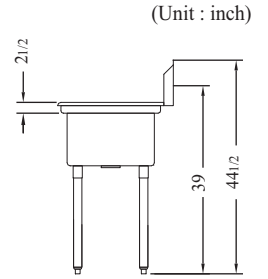
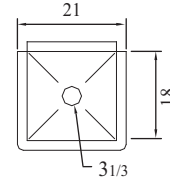
HIGH QUALITY 304 STAINLESS STEEL



TSA-1-R1



TSA-1-D1



TSA-1-N PLAN VIEW

Model	Ga.	Bowl Size			Overall Size			# of Faucet Accepted	Net Weight *
		W	L	H	W	L	H		
TSA-1-12-L1	18	18	18	12	24	39	44 1/2	1	39
TSA-1-12-R2	18	18	18	12	24	39	44 1/2	1	39
TSA-1-14-L2	18	18	18	14	24	45	44 1/2	1	43
TSA-1-14-R2	18	18	18	14	24	45	44 1/2	1	43
TSA-1-D1	18	18	18	11	24	54	44 1/2	1	45
TSA-1-L1	18	18	18	11	24	39	44 1/2	1	39

Model	Ga.	Bowl Size			Overall Size			# of Faucet Accepted	Net Weight *
		W	L	H	W	L	H		
TSA-1MOP	18	18	18	13	21 1/2	21	44 1/2	1	30
TSA-1-N	18	18	18	13	21 1/2	21	44 1/2	1	30
TSA-1-R1	18	18	18	11	24	39	44 1/2	1	39
TSB-1-D2	16	24	24	14	30	72	44 1/2	1	84
TSB-1-L2	16	24	24	14	30	51	44 1/2	1	70
TSB-1-N	16	24	24	14	27 1/2	27	44 1/2	1	51
TSB-1-R2	16	24	24	14	30	51	44 1/2	1	70

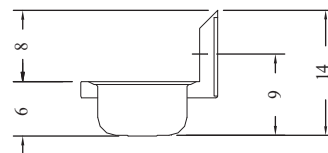
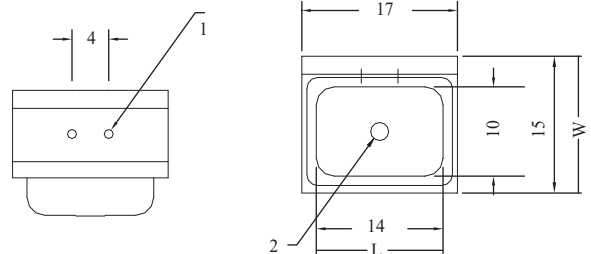
Information and specifications are subject to change without notice.
* All net weights are approximated. Crafting fee will be added for shipping via common carriers (Please confirm at the time of the purchase).

HAND SINK

HIGH QUALITY 304 STAINLESS STEEL



TSS-1-H



TSS-1-H PLAN VIEW

Model	Ga.	Bowl Size			Overall Size			Net Weight *
		W	L	H	W	L	H	
TSS-1-H	18	10	14	14	15	17	14	5.9

Information and specifications are subject to change without notice.
* All net weights are approximated. Crafting fee will be added for shipping via common carriers (Please confirm at the time of the purchase).