

REFRIGERATOR MANUFACTURER
Turbo air
 more durable, convenient, beautiful

1250 Victoria St
 Carson, CA 90746
 Tel. 310-900-1000
 Fax. 310-900-1077
www.turboairinc.com

Project :	
Model # :	
Item # :	Qty :
Available W/H :	
Approval :	

Solid Door Freezer

Reach-In Bottom Mounts
 Super Deluxe Series

Model : TSF-72SD

FEATURES / BENEFITS

- DIGITAL TEMPERATURE CONTROL SYSTEM**
 Provides precise and constant temperature. This level of precision allows food products to remain fresh over an extended period of time.
- HIGH-TECH MONITOR**
 The unit will beep if the door has been opened for more than 30 seconds. The monitor digitally displays the present temperature and current status of the freezer. You can easily change the temperature by adjusting the thermostat.
- STAINLESS STEEL CABINET CONSTRUCTION**
 The Turbo Air Super Deluxe model boasts a stainless steel interior and exterior (galvanized steel top, bottom and back). It guarantees the utmost in cleanliness and long product life. Unlike other companies' products, the sharp corners and edges have been rounded to reduce the risk of injury. The Super Deluxe can add a touch of style to the most refined setting.
- STURDY, CLEAN STAINLESS SHELVING**
 Shelves are the most important part of cleanliness as they come in direct contact with food. After a while, PVC coated wire shelves may peel, rust and lead to unsanitary conditions. Only the Turbo Air Super Deluxe series uniquely provides stainless shelving.
- EFFICIENT REFRIGERATION SYSTEM**
 Turbo Air's solid door freezers are designed with oversized and balanced (CFC Free R-404A) refrigeration systems. These include efficient evaporators and condensers for faster freezing and greater efficiency.
- AUTOMATIC EVAPORATOR FAN MOTOR DELAYS**
 Through stopping the evaporator fan when the freezer door opens, the circulation of hot, moist air into the freezer is prevented. This increases energy efficiency and lengthens the life of the compressor.
- HIGH-DENSITY POLYURETHANE INSULATION**
 The entire cabinet structure and solid doors are foamed-in-place using high density, CFC free polyurethane insulation.
- ERGONOMICALLY DESIGNED DOORS**
 Customers' fatigue fades away with easy grip handles and doors that open effortlessly. Self-closing and stay open door features make this the ultimate choice in customer convenience.
- MAGNETIC DOOR GASKETS**
 Magnetic door gaskets are of one piece construction, removable without tools for ease of cleaning and replacement.
- BOTTOM MOUNT COMPRESSOR UNITS**
 Turbo Air's bottom mount compressor allows easier access for service and extra storage space above. In addition, the lower area provides a cooler and less greasy operating environment which results in reduced compressor running time.

**EXCEPTIONAL 3 YEAR
 PARTS & LABOR WARRANTY**



**FREEZER HOLDS -10°F ~ 0°F FOR THE
 BEST IN FROZEN FOOD PRESERVATION**



Model	Swing Door	CU./FT.	#of Shelves	HP	AMPS	Crated Weight (lbs.)	L x D x H* (inches)
TSF-72SD	3	72	9	1 1/4	10.4	639	817/8 x 303/8 x 781/4

Solid Door Freezer

Reach-In Bottom Mounts
Super Deluxe Series

Model : TSF-72SD

ELECTRICAL DATA	
Voltage †	115/208~230/60/1
Plug Type †	☺ NEMA-L14-20
Full Load Amperes	10.4
Compressor HP	1 1/4
Feed Wires with Ground	4
Cord Length ft.	9
Refrigerant	R-404A
DIMENSIONAL DATA	
# of Doors	3
# of Racks Accepted	3
Net Capacity cu. ft.	72
Ext. Length Overall in.	81 7/8 (2080mm)
Ext. Depth Overall in.	30 3/8 (770mm)
Ext. Height Overall in.*	78 1/4 (1987mm)
Int. Length Overall in.	77 7/8 (1979mm)
Int. Depth Overall in.	24 3/4 (630mm)
Int. Height Overall in.	60 3/8 (1534mm)
Gross Weight lbs.	639
# of Shelves	9
Shelf Size (LxD) in.	24 3/8 x 23 1/4

Design and specifications subject to change without notice.

Actual shipping weight may differ due to extra packing materials for product protection.

* Height does not include 5" caster height or 6" optional legs.

† TSF-72SD requires 115/208-230/60Hz, single phase, 3 pole, 4 wire circuit (NEMA-L14-20).

■ WARRANTY : Exceptional 3 Year Parts and Labor Warranty Additional 2 Year Warranty on Compressor

- INCANDESCENT INTERIOR LIGHTING
- MINIMUM WATTAGE HEATER IN CABINET FRAME
- SELF-CONTAINED SYSTEM
- 4" SWIVEL CASTERS ■ DOOR LOCKS
- SOLID AND STURDY GRILLE DESIGN
- TRAY RACK AVAILABLE (OPTIONAL)
- REMOTE CABINETS AND CONDENSING UNITS AVAILABLE

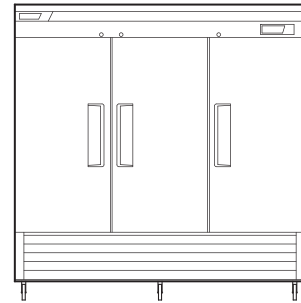
■ OPTIONAL ACCESSORIES :

- 5" Diameter swivel casters
- 6" Standard legs
- Additional stainless steel shelves
- Additional PE coated wire shelves
- Half door bun tray racks. Each holds up to seven 18"Lx26"D sheet pans (sold separately)
- Full door bun tray racks. Each holds up to fifteen 18"Lx26"D sheet pans (sold separately)
- Remote cabinets and condensing units
(Extra lead times may apply)

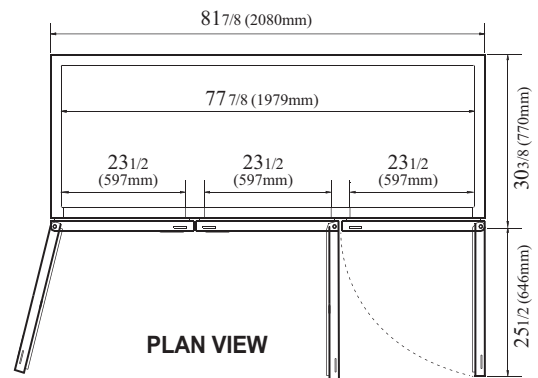
Ver.201301

PLAN VIEW

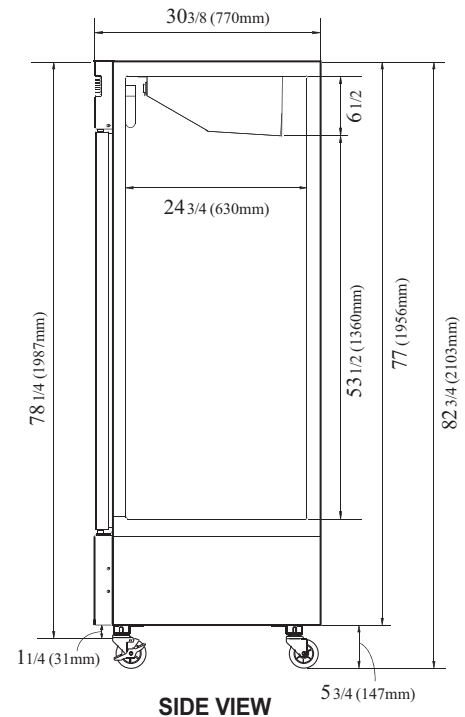
(unit : inch)



FRONT VIEW



PLAN VIEW



SIDE VIEW



- Turbo Air : 800-627-0032 ■ GK : 800-500-3519
- Warranty : 800-381-7770 ■ AC : 888-900-1002

REFRIGERATOR MANUFACTURER
Turbo air

GERMAN KNIFE

RADIANCE

GREEN WORLD

AIR CONDITIONER MANUFACTURER
Turbo air