



STAINLESS STEEL
DISHTABLE
WITH 3 COMPARTMENT SINK

NEW Tile Edge Design



*Bowls are located 12" in from machine.
 For other configurations, contact factory.

Must verify machine for Control Box or Drive Unit Interference.

Shown with optional K-550 Rack storage

Item #: _____ **Qty #:** _____
Model #: _____
Project #: _____

FEATURES:

- 3 Compartment Sinks.
- Tile edge for ease of installation.
- One piece **Deep Drawn** sink bowls with large liberal 3" radius.
- Sink bowls positioned to optimize maximum work surface area.


CONSTRUCTION:

- All TIG welded.
- 16 Gauge Stainless Steel (14 Gauge Upgrade Available).
- Stainless Steel Legs and Cross Bracing.
- Stainless Steel Bullet Feet.
- Gussets welded to Stainless Steel Channels.
- Welded areas blended to match adjacent surfaces and to a satin finish.

MECHANICAL:

- Faucet holes in splash punched on 8" centers. (Faucet not included)
- Waste drains are 1 1/2" IPS and are included.

10-1/2" EXTRA LARGE Bold Looking Backsplash with 2" return and tile edge



Deep Drawn Sinks

Seamless construction for unsurpassed strength and integrity.



Model #	L	Bowl Size	Drainboard Size	Wt.
DTC-3-1620-84LorR*	83"	16" x 20" x 12"	15"	200 lbs.
DTC-3-1620-96LorR*	95"	16" x 20" x 12"	27"	230 lbs.
DTC-3-2020-96LorR*	95"	20" x 20" x 12"	15"	250 lbs.
DTC-3-2020-108LorR*	107"	20" x 20" x 12"	27"	265 lbs.
DTC-3-2020-120LorR*	119"	20" x 20" x 12"	39"	400 lbs.

*Bowls are located 12" in from machine. For other configurations, contact factory.
Must verify machine for Control Box or Drive Unit Interference.

UPGRADE OPTION
 For 14 Gauge Units, Add -14 at end of Model Number

ACCESSORIES	Model #
18" Stainless Steel Undershelf	DTA-SS-18
24" Stainless Steel Undershelf	DTA-SS-24
16" x 20" Prerinse Basket with Welded Slide Bar	DTA-69
20" x 20" Prerinse Basket with Welded Slide Bar	DTA-62
16" X 20" Prerinse Slide Bar	DTA-65
20" X 20" Prerinse Slide Bar	DTA-63

Overhead Rack Shelves and Faucets Available.

MODIFICATIONS	Model #
Additional drainboard area on machine side	DTA-56 per lin. ft.



Customer Service Available To Assist You 1-800-645-3166 8:30 am - 8:00 pm E.S.T.
 Email Orders To: customer@advancetabco.com. For Smart Fabrication™ Quotes, Email To: smartfab@advancetabco.com or Fax To: 631-586-2933

NEW YORK
 Fax: (631) 242-6900

GEORGIA
 Fax: (770) 775-5625

TEXAS
 Fax: (972) 932-4795

NEVADA
 Fax: (775) 972-1578

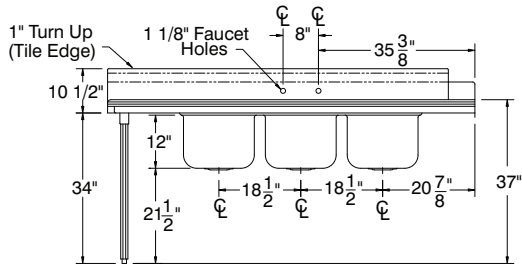
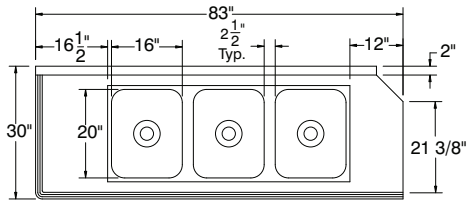
DIMENSIONS and SPECIFICATIONS

ALL DIMENSIONS ARE TYPICAL

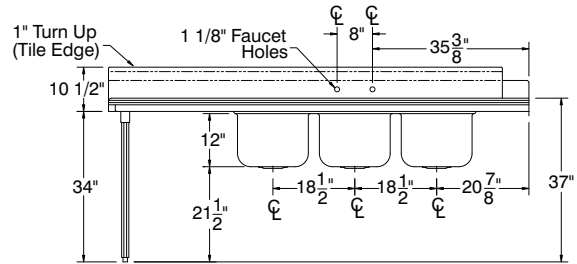
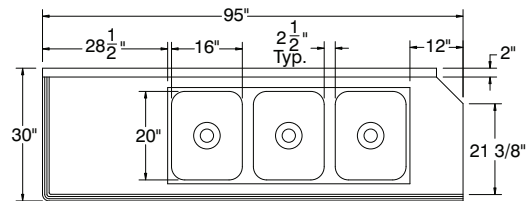
TOL ± .500"

SEE DISH MACHINE COMPATIBILITY CHART TO ENSURE PROPER FIT

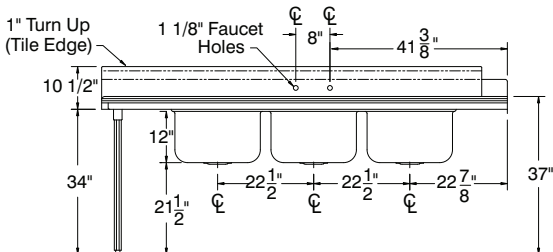
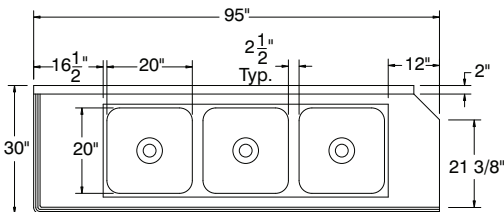
Dish Machine Compatibility Chart can be found on our website at www.advancetabco.com under "Product Support"



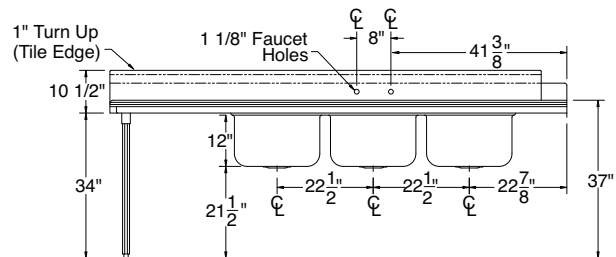
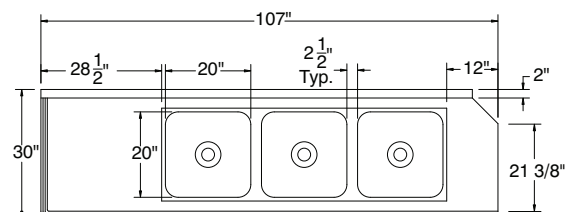
DTC-3-1620-84L Shown



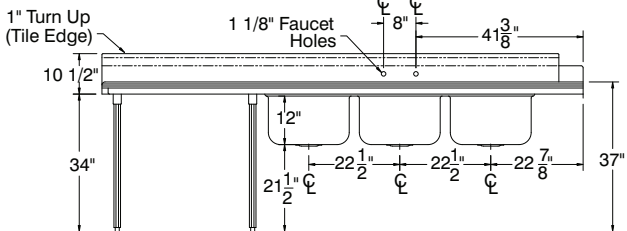
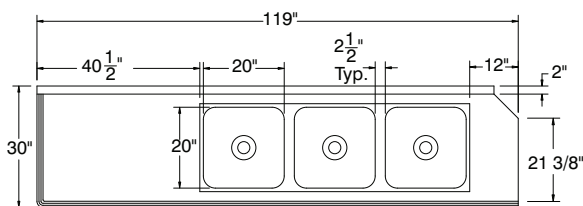
DTC-3-1620-96L Shown



DTC-3-2020-96L Shown

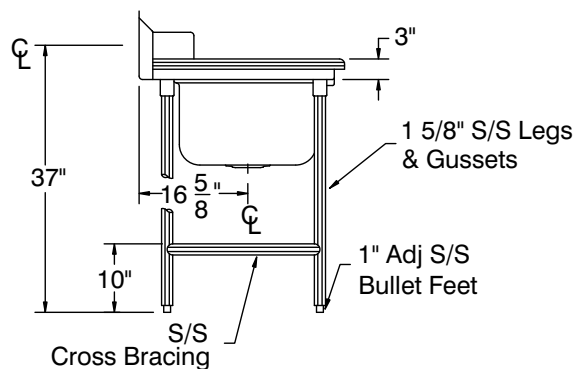


DTC-3-2020-108L Shown



DTC-3-2020-120L Shown

END VIEW



ADVANCE TABCO is constantly engaged in a program of improving our products. Therefore, we reserve the right to change specifications without prior notice.