



Heavy-Duty Cookline Countertop Step Hot Plate

Models □ HHPS-212i □ HHPS-424i □ HHPS-636i □ HHPS-848i

PRODUCT:

QUANTITY:

ITEM:

Designed Smart

Heavy-Duty Stepped Hot Plates with a low profile design are only 13 7/8" tall to range surface making them ideal for use on refrigerated cabinets or countertops. Heavy-Duty Series Hot Plates are designed to mix and match with the Heavy-Duty Char-broilers and Griddles.

The Heavy-Duty Stepped Hot Plate feature exceptionally heavy, removable, individual cast iron top grates. Four widths are available including a 12" wide (305mm) two-burner, 24" wide (610mm) four-burner, 36" wide (915mm) six-burner and a 48" wide (1220mm) eight-burner. The HHPS features a 3" (76mm) step-up on the rear burner(s). The HHPS Series features two high-performance, cast iron, 30,000 BTUH burners located every 12" with lift-off burner heads for easy cleaning and with individual, operator-controlled valves. Patented valve has a low setting of only 5,000 BTUH for simmering and energy savings.

The interior combustion chamber is heavy-duty heat resistant 12- and 16- gauge steel, and is hand-welded for strength and durability. Standard features include all stainless steel and aluminized exterior, stainless steel landing ledge, optional stainless steel backsplash and large capacity, slide-out stainless steel crumb tray. Additional features include individual 3/4" NPT rear gas connection in natural or LP gas, pressure regulator and heavy duty 4" (102MM) adjustable legs.

APW Wyott Design Features

- 30" deep range top
- Heavy gauge, hand-welded, heat-resistant steel combustion chamber
- 30,000 BTUH burners-two per every 12"
- Up to 240,000 total BTUH in natural or 200,000 LP gas
- All stainless steel exterior and stainless steel landing ledge
- Low profile, counter top design – only 13 7/8" to range surface
- Stainless steel, slide-out crumb tray
- Heavy-duty 4" adjustable legs
- 180° individually operated controlled burner valves for precise control & low-flame standby position
- 3/4" (19mm) NPT rear gas connection

*Warranty does not include rock grates, cooking grates, burners shields or fireboxes.



Model HHPS-426i Heavy Duty Flat Hot Plate

Options & Accessories

- Stainless steel front-mounted work deck with or without sauce pans cut-outs
- Condiment rail
- Gas connector hoses
- Equipment stands with or without caster

Reliability backed by APW Wyott's Warranty

All APW Wyott Heavy Duty Cookline Equipment is backed by a 1-year limited warranty and a 1-year on-site labor warrant. *

•Certified by the following agencies:



See reverse side for product specifications.



APW Wyott Foodservice Equipment Company * 1307 N. Watters Rd., Suite 180., Allen, TX 75013
(800) 527-2100 * (972) 908-6100 * Fax (214) 565-0976 * www.apwwyott.com * customercare@standexcsg.com



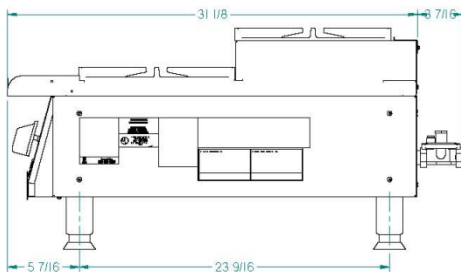
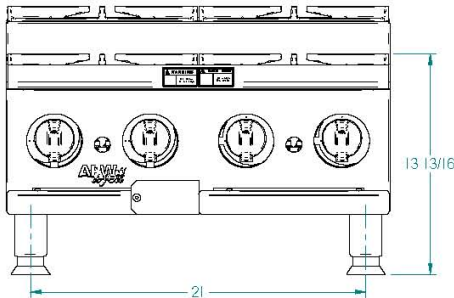
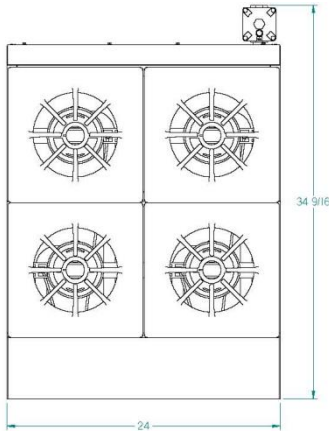
Heavy-Duty Cookline Countertop Flat Hot Plate

Models HHPS-212i HHPS-424i HHSP-636i HHPS-848i

PRODUCT:

QUANTITY:

ITEM:



Heavy Duty Countertop Step Hot Plate Model HHPS-424i

PRODUCT SPECIFICATION

Construction:

Stainless steel top skirt, grease trough, grease collector drawer, and front panel. Stainless steel radiant, aluminized steel sides and back panel. 4" adjustable legs. Welded construction, field convertible and adjustable gas regulator.

Gas Specifications:

HHPS-212i:	2 burners, 60,000 BTUH total, 17.57 KW
HHPS-424i:	4 burners, 120,000 BTUH total, 35.15 KW
HHPS-636i:	6 burners, 180,000 BTUH total, 52.72 KW
HHPS-848i:	8 burners, 240,000 BTUH total, 70.30 KW

Cooking Surface:

HHPS-212i:	21" D x 12"W (53.3 cm x 30.5 cm)
HHPS-424i:	21" D x 24"W (53.3 cm x 61.0 cm)
HHPS-636i:	21" D x 36"W (53.3 cm x 91.4 cm)
HHPS-848i:	21" D x 48"W (53.3 cm x 121.9 cm)

Overall Dimensions:

HHPS-212i:	16 1/4" H x 12"W x 30 1/4"D (41.3cm x 30.5cm x 76.8cm)
HHPS-424i:	16 1/4" H x 24"W x 30 1/4"D (41.3cm x 61cm x 76.8cm)
HHPS-636i:	16 1/4" H x 36"W x 30 1/4"D (41.3cm x 91.4cm x 76.8cm)
HHPS-848i:	16 1/4" H x 48"W x 30 1/4"D (41.3cm x 121.9cm x 76.8cm)

Shipping Information:

HHPS-212i:	250 lbs (114 kg)
HHPS-424i:	320 lbs (145 kg)
HHPS-636i:	400 lbs (182 kg)
HHPS-848i:	540 lbs (245 kg)

F.O.B. Standex Dock

*APW Wyott reserves the right to modify specifications or discontinue models without incurring obligation.

rev07172014cp

