

PRODUCT:

QUANTITY:

ITEM:

Designed Smart

Bid Specifications

Mobile, field adjustable Dish Dispenser features heavy-duty stainless steel frame construction and has a load capacity up to 210 lbs. per tube. Tube diameters are field adjustable by positioning stainless steel guide rods in proper head guide holes. The dispensing mechanism in APW Wyott's Lowerators® uses springs attached to a sliding support bar that rides both inside and outside the tube. This design feature prevents a stack of dishware from sticking in the down position, and releasing unexpectedly. Available in heated or unheated models. Tubular frame is welded construction. Unit has 4" polyurethane swivel casters, two with brakes.

Applications

Mobile Dish Dispenser utilizes Adjustube® II self-leveling tubes that are field adjustable for weight and diameter. Holds and dispenses plates, saucers, or bowls. Hole cutouts in base align lower end of tubes in position to prevent movement during transit. Field adjustable for varying weight loads up to 210 lbs. per tube.

- Promotes sanitary conditions.
- Provides finished appearance.
- Open-type design reduces overall weight load.
- Easy handling of dishware.
- Maximum stability and rigidity of unit.
- Dispensing head is stainless steel with five sets of reinforced guide holes for smooth, even operations.

Reliability backed by APW Wyott's Warranty

All APW Wyott Lowerators are backed by a 1-year limited warranty and a 1-year on-site labor warrant. *

•Certified by the following agencies:



Model: Trendline Adjustable II Plate Dispensers

Models

TL2-9A	TL2-12A	TL2-9A/12A
TL2-13		
HTL2-9A	HTL2-12A	HTL2-9A/12A
HTL2-13		

OPTIONS

Add options suffix number below to model number
 -5P 5" polyurethane casters, tow with brakes
 -RB Revolving corner bumpers

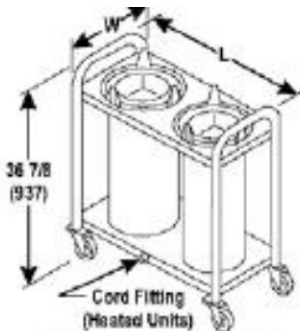
208V/240V versions are available

See reverse side for product specifications.

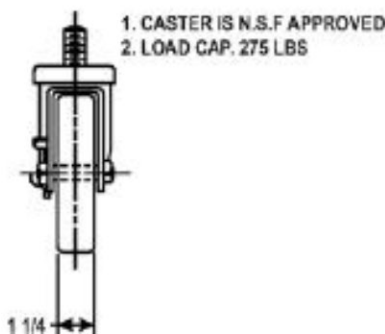
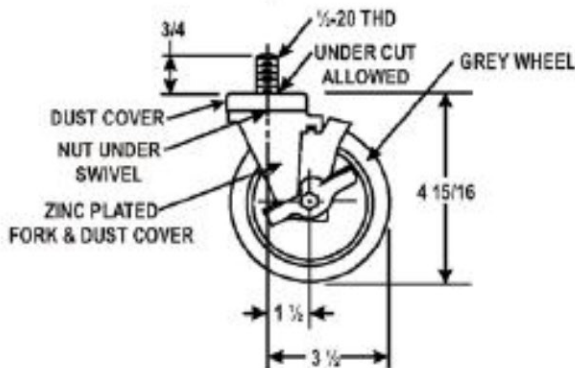
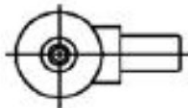
PRODUCT:

QUANTITY:

ITEM:



Models TL/HTL2



PRODUCT SPECIFICATION

Construction:

Stainless steel frame and tubes, stainless steel guide rods, polyurethane swivel casters.

Electrical Information:

Each heated tube has individual heaters and controls thermostat, on/off switch, light. Tube thermostats adjustable form 90 to 115 F. Units provided with 5ft wire, 14 gauge power cord with NEMA 5-15P plug.

Electrical Specifications:

HTL2-9A:	120V, 760W, 6.3 Amps
HTL2-12A:	120V, 1000W, 8.3 Amps
HTL2-9A/12A:	120V, 880W, 7.4 Amps

Overall Dimensions:

35 7/8"H x 17" W x 33 1/2"W
(26 cm x 45 cm x 56 cm)

Capacity:

TL2-9A / HTL2-9A:	3 1/2" to 9 1/8" (each tube) Max Load 131 lbs
TL2-12A / HTL2-12A:	9 1/4" to 11 7/8" (each tube) Max Load 175 lbs
TL2-9A/12A:	3 1/2" x 9 1/8" (each tube) Max Load 131 lbs
HTL2-9A/12A:	9 1/4" to 11 7/8" (each tube) Max Load 175 lbs

Shipping:

TL2:	65 lbs (29.5 kg)
HTL2:	110 lbs (49.9 kg)

FOB: Cheyenne, WY 82007

*APW Wyott reserves the right to modify specifications or discontinue models without incurring obligation.