



COMMERCIAL REFRIGERATION

223 W. Rosecrans Ave., Gardena, CA 90248

Toll Free 1.866.677.8500 T.310.808.0102, F.310.808.0242

www.blueairinc.com | info@blueairinc.com

PROJECT :

MODEL # :

ITEM # :

QTY :

AVAILABLE W/H :

APPROVAL :

Chef Bases Refrigerator

MODEL: BACB96M



STANDARD FEATURES

STAINLESS STEEL INTERIOR, EXTERIOR

The excellent quality of stainless steel helps to minimize dents, scratches, and rust

OVERSIZED REFRIGERATION UNIT

The compressor is bigger than most competitive units and is balanced with a larger evaporator coil. This leads to longer motor life without having to be replaced

EASY MAINTENANCE WITH SLIDING CONDENSING UNIT

SIDE MOUNT COMPRESSOR

HIGH DENSITY CELL POLYURETHANE INSULATION (CFC-FREE)

4" DIAMETER SWIVEL CASTERS WITH BRAKES FOR THE FRONT

RECESSED DOOR HANDLES

DURABLE DOOR GASKET WITH EASY REPLACEMENT

ELEGANT ROUNDED CORNERS

Refined design reduces injuries commonly associated with sharp cornered unit

MARINE EDGE TOP

Model	Drawers	Capacity (Cu. Ft.)	Cabinet Dimensions (inches)			HP	Voltage	Amps	NEMA Config.	Cord Length (ft)	Net Weight (lbs)
			L	D	H						
BACB96M	4	21.4	96 1/8"	30 1/4"	25 1/2"	3/8	115V/60Hz	6.0	NEMA5-15	9.8	364



WARRANTY

2 Years Parts and Labor
5 Years on Compressor in USA

APPROVALS:

AVAILABLE AT:

Chef Bases, Refrigerator

MODEL: BACB96M

PRODUCT SPECIFICATION

** () is for Flat top depth

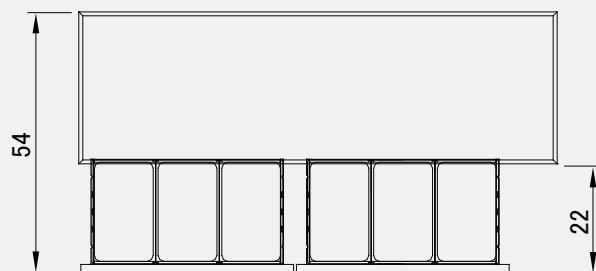
Product Description	Refrigerator
Capacity(Cu.ft.)	21.4
Exterior Dimensions(WxDxH)	96 1/8" x 30 1/4"(32 1/4) x 25 1/2"
Net Weight(lbs)	364
Foot	6 Casters
Door Type	Drawer
Food pans	Refer to pan configuration
Drawers	4 ea
Input	AC 115V / 60Hz
Amps	6.0 A
Compressor(Hp)	3/8 HP
Refrigerant	R-134a
Range of Temperature	32 ~ 40°F

* BLUE AIR has the right to change specifications without further notice.

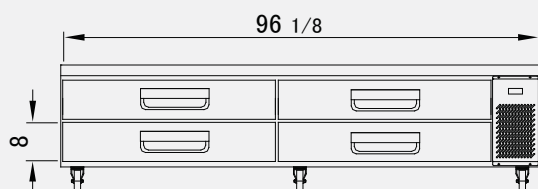
STANDARD FEATURES

- Refrigeration system is optimized to function between 32~40°F
- Stainless steel interior and exterior
- Oversized refrigeration unit
- Side mount compressor unit
- Easy maintenance with sliding condensing unit
- High density cell polyurethane insulation(CFC-Free)
- 4" Diameter swivel casters with brakes for the front
- Recessed door handles
- Durable door gasket
- Elegant rounded corners
- Heavy duty rails and rollers for drawers
- Marine edge top - Standard
- Flat top available (Model name end without "M")

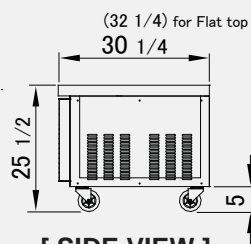
PLAN VIEW



[TOP VIEW]

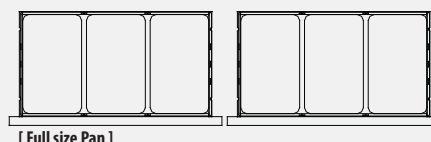


[FRONT VIEW]

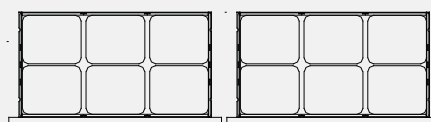


[SIDE VIEW]

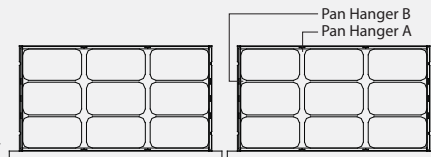
[PAN CONFIGURATION]



[Full size Pan]



[1/2 size Pan]



[1/3 size Pan]

* Food pan are not provided (Optional item)

* Pan hanger B is not provided (Optional item)