

For Opening Heights up the 3'

STANDARD CONSTRUCTION

- 7" high x 7 3/4" deep
- One speed motor(s)
- Factory installed fan/heat switch
- Silver powder coated extruded aluminum exterior cabinet
- Factory installed "Mount Anywhere" bracket system
- 6' plug-in type power cord
- Filter (washable)

- Open helical element with point suspension
 - Thermal overload protection
 - Galvanized steel frame

**1 Year
Limited
Warranty**



MODEL	Nozzle Width (in)	Max Vel. at Nozzle (fpm)	Avg. Outlet Vel. (fpm)	Air Volume (cfm)	Outlet Vel. Uniformity	Power Rating (kW)	Motor(s) @ hp	Max Electric Capacity (kW)	Heater Output (MBH)	Air Temp. Rise (°F)	Net Wt. (lbs)
DTU03-1018E	16.50	2,800	1,047	135	76%	0.06	1 @ 1/2	2.0	6.8	47°	12
DTU03-2026E	24.50	2,800	1,045	200	79%	0.10	1 @ 1/2, 1 @ 1/20	2.0	6.8	31°	18

NOTE: Operation at 50 Hz will generate approximately a 17% reduction in air performance.

See sheet EP-012 for amp draws/total load requirements.

MODEL NUMBER CONFIGURATION

DTU03-1 018 E A

Series	# of Motors	Opening Width	Heat	Voltage
DTU03	1, 2	18" - 26"	E=Electric Heated	*A=120/1/60

*Suitable for 50hz

Sound level measured 10' (3m) from the unit in free field:
1 & 2 motor(s): 51.5 dBA & 52.0 dBA

Berner reserves the right to alter specifications without prior notice.



DRIVE-THRU UNIT 3
Electric Heated Air Curtain
Electrical Performance Sheet

120/1/60 (voltage code A)
 MOTOR AMP DRAW = N/A

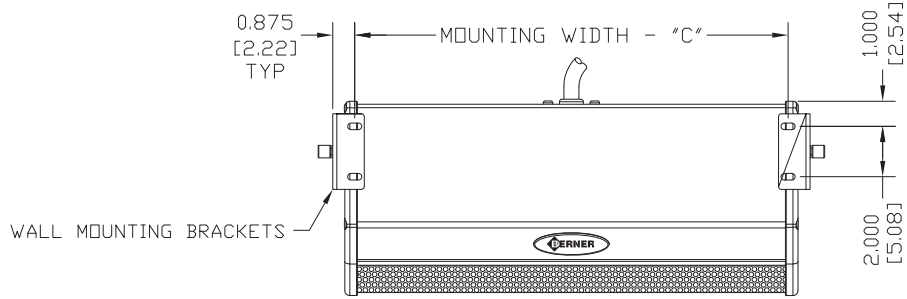
MODEL	*kW option	Temp Rise °F	# CKTS	AMPS PER CIRCUIT (including motor)	BREAKER RATING PER CIRCUIT
DTU03-1018E	2	47	1	18.3	20*
DTU03-2026E	2	31	1	18.9	20*

*Power cord requires 20 amp receptacle

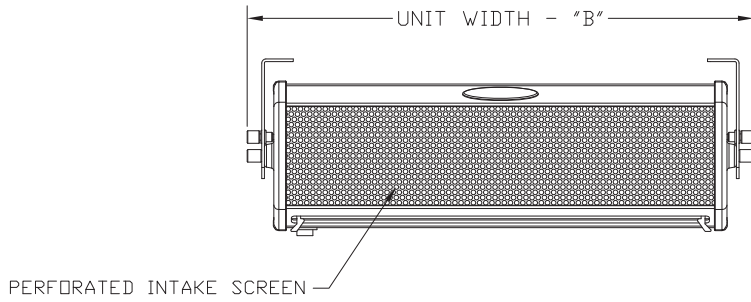
Berner reserves the right to alter specifications without prior notice.

DTU03 ELECTRIC HEATED

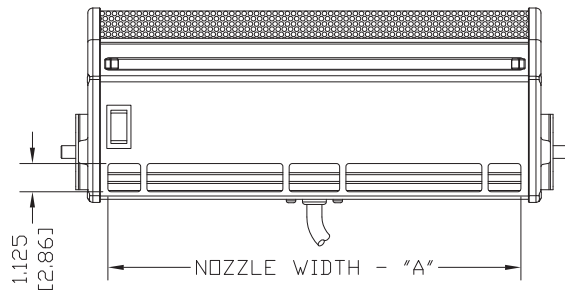
TOP VIEW



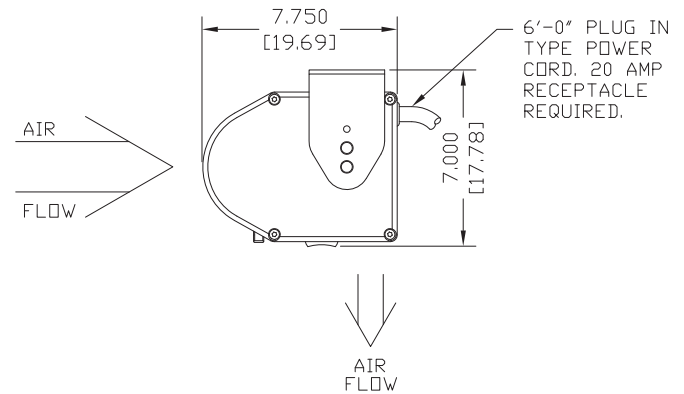
FRONT VIEW



BOTTOM VIEW



END VIEW



NOTES:

- ① AIR CURTAIN MUST BE INSTALLED SO AIR STREAM IS NOT OBSTRUCTED WHEN DEFLECTED 20° TO EITHER SIDE OF C.
- ② ELECTRICAL CONNECTIONS TO BE FLEXIBLE.
- ③ FIELD VERIFY DIMENSIONS.
- ④ ANCHORS TO SUPPORTING STRUCTURE BY OTHERS.
- ⑤ ADEQUACY OF SUPPORTING STRUCTURE IS TO BE VERIFIED BY A PROFESSIONAL STRUCTURAL ENGINEER.
- ⑥ LETTER 'EA' IN MODEL DESIGNATES 120V ELECTRIC HEATED UNIT.
- ⑦ DIMENSIONS IN INCHES [CENTIMETERS].

MODEL	NOZZLE WIDTH "A"	UNIT WIDTH "B"	MOUNTING WIDTH "C"
DTU03-1018EA	16.500 [41.91]	20.125 [51.12]	17.250 [43.82]
DTU03-2026EA	24.500 [62.23]	28.125 [71.43]	25.250 [64.14]

PROJECT		
LOCATION		
ARCHITECT		
ENGINEER		
DWG. NO.	DTU03-E	TITLE: BERNER MODEL DTU03 AIR CURTAIN ELECTRIC HEATED SYSTEM
DATE	21MAY14	
BY	S. Beil	
REPLACES	-	
BY	-	BERNER INTERNATIONAL CORP. NEW CASTLE, PA.
PDF NO.		