

**For Door Heights 13' to 16'**

**STANDARD FEATURES**

- 1 hp two speed motor(s)
- Factory installed "Intelliswitch" digital programmable controller - *see features below*
- High efficiency, low noise Pro-V Nozzle
- Galvanized steel blower wheels & housing
- Lockable aluminum airfoil directional vanes
- Filter included (washable)


- Hinged white aluminum bottom access panel
- Powder coated inlet screen
- Venturi-style electric heaters (patent pending)
- Easily replaceable heaters
- Two year parts warranty
- Crafted with Pride in the USA

**OPTIONAL EXPOSED BOTTOM PANEL FINISHES**

- Stainless steel or custom color finish

MODEL	Nozzle Width (in)	Max FPM at Nozzle	Max CFM at Nozzle	CFM at Nozzle	Lab Data				Motor(s) @ hp	Standard Electric Capacity (kW) ①	Heater Capacity (btu/hr)	Temp Rise °F ②	Net Wgt (lbs)
					Avg. Outlet Vel. (fpm)	Air Volume (scfm)	Power Rating (kW)	Outlet Vel. Unif. (%)					
FCB1036E	36"	7567	5959	3873	2368	2072	0.91	90	1 @ 1	14	47782	21	119
FCB1042E	42"	7040	6324	4111	2208	2254	0.96	88	1 @ 1	14	47782	20	126
FCB1048E	48"	7175	6446	4190	2015	2351	1.09	77	1 @ 1	14	47782	19	132
FCB1060E	66"	6886	8096	5262	1502	2410	1.12	73	1 @ 1	14	47782	18	152
FCB2060E	66"	7520	11098	7214	2446	3924	1.79	92	2 @ 1	28	95564	22	208
FCB2072E	72"	7567	11918	7747	2368	4144	1.82	90	2 @ 1	28	95564	21	215
FCB2084E	84"	7040	12649	8222	2208	4508	1.92	88	2 @ 1	28	95564	20	240
FCB2096E	99"	7175	13294	8641	1954	4702	2.18	77	2 @ 1	28	95564	19	253
FCB3096E	99"	7175	15538	10100	2492	5996	2.70	90	3 @ 1	42	143346	22	309
FCB2108E	108"	6886	13248	8611	1814	4761	2.50	73	2 @ 1	28	95564	19	270
FCB3108E	108"	7567	17877	11620	2368	6216	2.73	90	3 @ 1	42	143346	21	326
FCB3120E	117"	7567	18936	12309	2314	6580	2.83	88	3 @ 1	42	143346	20	326
FCB3132E	132"	7175	17725	11521	2138	6859	3.01	77	3 @ 1	42	143346	19	348
FCB3144E	144"	7175	19337	12569	2015	7053	3.27	77	3 @ 1	42	143346	19	361
FCB4144E	144"	7567	23836	15493	2368	8288	3.64	90	4 @ 1	56	191128	21	417

① Reduced kW heaters available, see sheet KW-423. ② Based on high speed and lab data



**Intelliswitch Features:**

- ◆ Time Delay
- ◆ 2 Speed Fan Selection
- ◆ On/Off/Auto Operation
- ◆ Start/Stop Times
- ◆ Thermostat
- ◆ Low Voltage Control Circuit
- ◆ Time Clock
- ◆ LED Display
- ◆ Lockable Display

POWER SUPPLIES/MOTOR AMP DRAWS									
VOLTS	120	208	240	208	240	480	600	220*	380*
PHASE	1	1	1	3	3	3	3	1	3
HERTZ*	60	60	60	60	60	60	60	50	50
AMPS per MOTOR	12.6	6.5	6.5	6.5	6.5	3.2	2.6	6.5	6.5

\*Operation at 50 Hz will generate approximately a 17% reduction in performance.

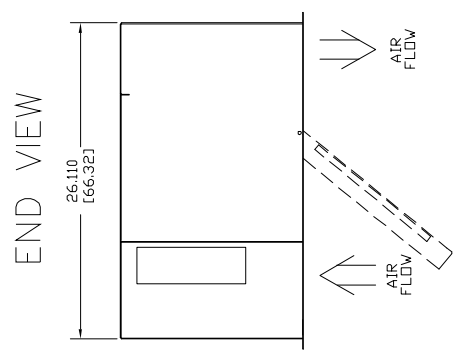
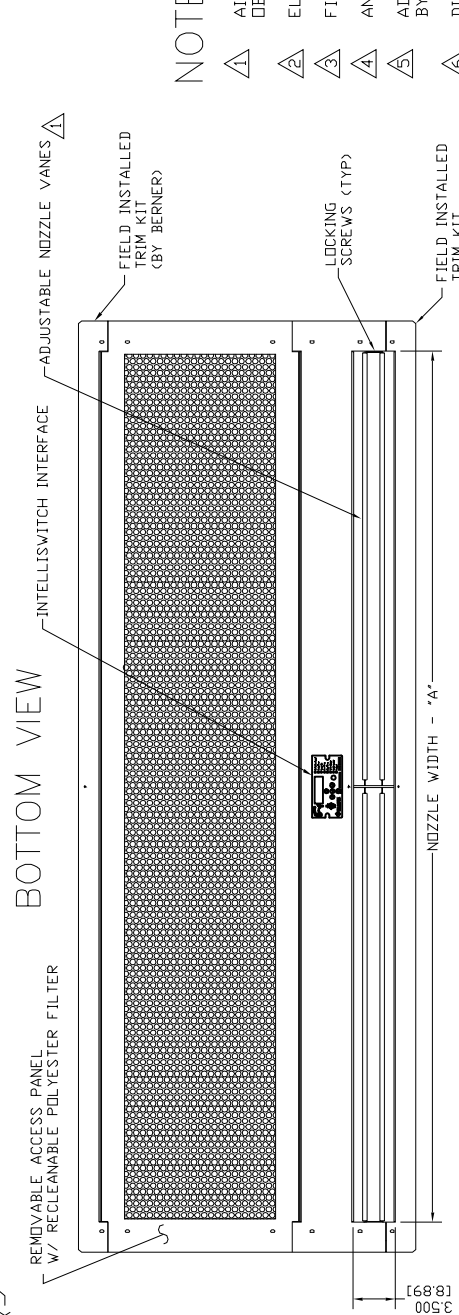
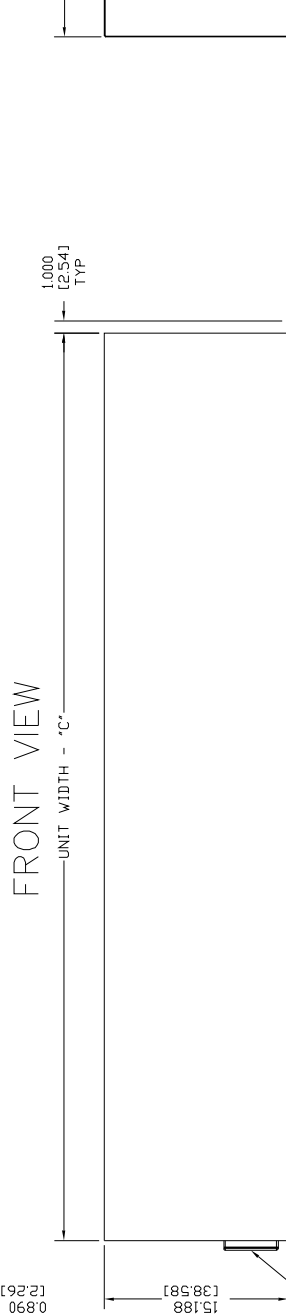
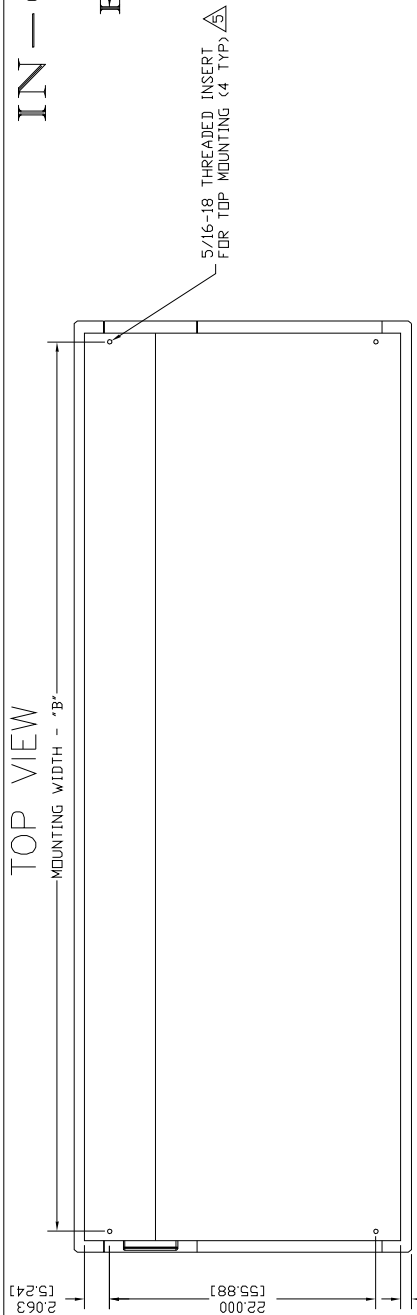
VELOCITY PROFILE Model: FCB1036E			
Distance from Nozzle (ft)	3	6.5	14
Core Velocity (fpm)	2589	1800	1189
Uniformity	90	85	86

Sound level measured 10' (3m) from the unit in free field:  
1 motor **63 dBA**, 2 motors **66 dBA**, 3 motors **68 dBA**,  
4 motors **69 dBA**



*Berner reserves the right to alter specifications without prior notice.*

# IN-CEILING MOUNT AIR CURTAIN ELECTRIC SYSTEM



## NOTES:

- 1 AIR CURTAIN MUST BE INSTALLED SO AIR STREAM IS NOT OBSTRUCTED WHEN DEFLECTED 20° TO EITHER SIDE OF C.
- 2 ELECTRICAL CONNECTIONS TO BE FLEXIBLE.
- 3 FIELD VERIFY DIMENSIONS.
- 4 ANCHORS TO SUPPORTING STRUCTURE BY OTHERS.
- 5 ADEQUACY OF SUPPORTING STRUCTURE IS TO BE VERIFIED BY A PROFESSIONAL STRUCTURAL ENGINEER.
- 6 DIMENSIONS IN INCHES (CENTIMETERS).

MODEL	NOZZLE WIDTH "A"	MOUNTING WIDTH "B"	UNIT WIDTH "C"
ICB/FCB1036E	36.00 [91.44]	37.50 [95.25]	39.00 [99.06]
ICB/FCB1042E	42.00 [106.68]	43.50 [110.49]	45.00 [114.30]
ICB/FCB1048E	48.00 [121.92]	49.50 [125.73]	51.00 [129.54]
ICB/FCB1060E/2060E	66.00 [167.64]	67.50 [171.45]	69.00 [175.26]
ICB/FCB2072E	72.00 [182.88]	73.50 [186.69]	75.00 [190.50]
ICB/FCB2084E	84.00 [213.36]	85.50 [217.17]	87.00 [220.98]
ICB/FCB2096E/3096E	99.00 [251.46]	100.50 [255.27]	102.00 [259.08]
ICB/FCB2108E/3108E	108.00 [274.32]	109.50 [278.13]	111.00 [281.94]
ICB/FCB2120E/3120E	117.00 [297.18]	118.50 [300.99]	120.00 [304.80]
ICB/FCB3132E	132.00 [335.28]	133.50 [339.09]	135.00 [342.90]
ICB/FCB3144E/4144E	144.00 [365.76]	145.50 [369.57]	147.00 [373.38]

PROJECT	ICBA0027	TITLE	BERNER
LOCATION	21AUG2012	IN-CEILING MOUNT AIR CURTAIN	
ARCHITECT	A. Johnston	ELECTRIC HEATED SYSTEM	
ENGINEER			
DWG. NO.			
DATE			
BY			
REPLACES			
BY			

BERNER INTERNATIONAL CORP.  
NEW CASTLE, PA.