

STANDARD FEATURES

- ◆ 8½” high x 8” deep
- ◆ 1/5 hp direct driven motor(s)
- ◆ Variable speed switch
- ◆ Aluminum air directional vanes
- ◆ White powder coated or stainless steel cabinet
- ◆ Wall mounting plate
- ◆ Threaded inserts for top mounting
- ◆ Aluminum cross-flow blower wheels
- ◆ UL listed (United States & Canada)
- ◆ Five year parts warranty
- ◆ Crafted with Pride in the USA

WHITE POWDER COATED	MODEL STAINLESS STEEL	Unit Width (in)	Max. Velocity (fpm)	Avg. Outlet Velocity (fpm)	Air Volume (scfm)	Motor(s) @ hp	Power Rating (kW)	Outlet Velocity Uniformity (%)	Net Wgt (lbs)	Ship Wgt (lbs)
KZR1036A	KZR1036A-SS	36.06	3300	1786	1020	1 @ 1/5	.32	94	35	41
KZR1042A	KZR1042A-SS	42.06	3300	1773	1188	1 @ 1/5	.32	94	38	47
KZR1048A	KZR1048A-SS	48.06	3300	1768	1360	1 @ 1/5	.32	94	42	49
KZR1060A	KZR1060A-SS	59.56	3300	1689	1656	1 @ 1/5	.32	94	49	66
KZR1072A	KZR1072A-SS	72.81	3300	1725	2031	1 @ 1/5	.32	94	56	74

MOTOR VOLTAGES/AMP DRAWS					
Volts	120	208	240	120*	240*
Phase	1	1	1	1	1
Hertz	60	60	60	50	50
Amps per Motor	3.4	1.7	1.7	2.8	1.4

* Operation at 50 Hz will generate approximately a 17% reduction in performance.

VELOCITY PROJECTION Model KZR1036A			
Distance from Nozzle (ft)	2	3	4
Core Velocity (fpm)	2260	1930	1728

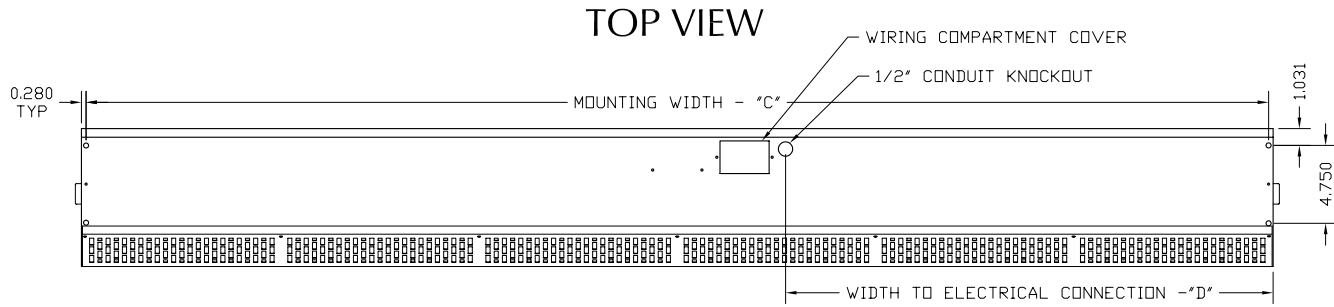
Sound level measured 10' (3m) from the unit in free field:
1 Motor **54 dBA**



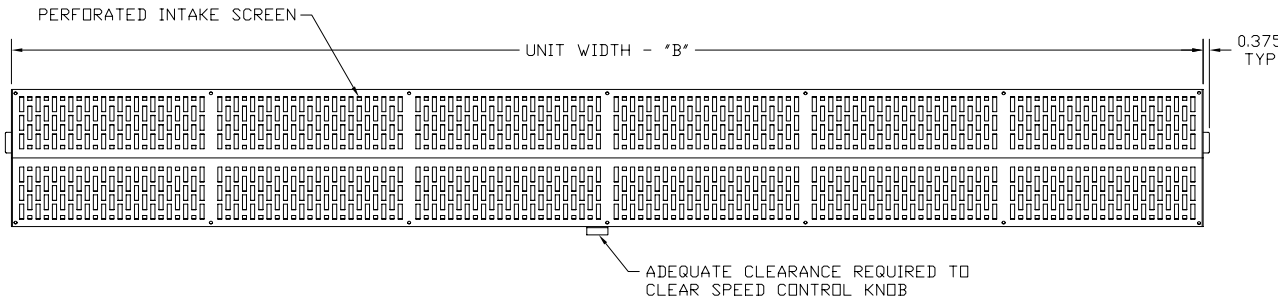
Berner reserves the right to alter specifications without prior notice.

KZR K-Zone

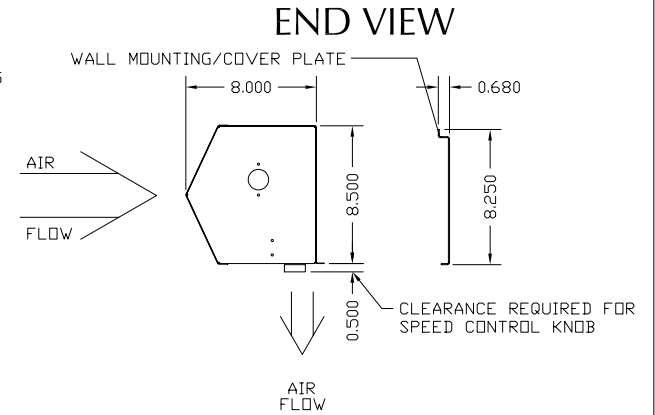
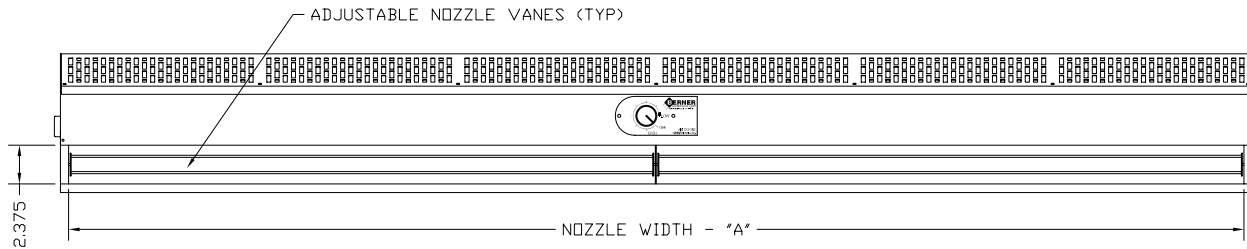
AMBIENT SYSTEM VARIABLE SPEED



FRONT VIEW



BOTTOM VIEW



NOTES:

- ① AIR CURTAIN MUST BE INSTALLED SO AIR STREAM IS NOT OBSTRUCTED WHEN DEFLECTED 20° TO EITHER SIDE OF C.
- ② ELECTRICAL CONNECTIONS TO BE FLEXIBLE.
- ③ FIELD VERIFY DIMENSIONS.
- ④ ANCHORS TO SUPPORTING STRUCTURE BY OTHERS.
- ⑤ ADEQUACY OF SUPPORTING STRUCTURE IS TO BE VERIFIED BY A PROFESSIONAL STRUCTURAL ENGINEER.
- ⑥ DIMENSIONS IN INCHES (CENTIMETERS).

MODEL	NOZZLE WIDTH "A"	UNIT WIDTH "B"	MOUNTING WIDTH "C"	ELECTRIC WIDTH "D"
KZR1036A	34.62 [87.95]	36.06 [91.60]	35.63 [90.50]	11.43 [29.05]
KZR1042A	40.62 [103.17]	42.06 [101.75]	41.63 [105.71]	14.43 [36.67]
KZR1048A	46.62 [118.41]	48.06 [122.07]	47.63 [120.98]	14.43 [36.67]
KZR1060A	59.42 [150.92]	59.56 [151.28]	59.12 [150.16]	23.18 [58.88]
KZR1072A	71.37 [181.28]	72.81 [184.94]	72.37 [183.84]	29.81 [75.72]

PROJECT		TITLE: BERNER MODEL KZR AIR CURTAIN AMBIENT SYSTEM
LOCATION		
ARCHITECT		BERNER INTERNATIONAL CORP. NEW CASTLE, PA.
ENGINEER		
DWG. NO.	EZNT0015	
DATE	30AUG05	
BY	A. Johnston	
REPLACES		
BY		