



BEVERAGE-AIR

3779 Champion Blvd., Winston-Salem, NC 27105
1-888-845-9800 Fax# 1-336-245-6453
<http://www.Beverage-Air.com>

Commercial Refrigeration Equipment General Specification

3 Year Parts/Labor Warranty Additional 2 Year Compressor Warranty

CABINET CONSTRUCTION

- Exterior—Stainless steel interior and exterior standard.
- Insulation—foamed-in-place CFC and HCFC-free polyurethane insulation.
- One-piece grille allows easy removal/installation for preventative maintenance.

OPTIONAL WHITE OR BLACK INTERIOR/EXTERIOR FINISHES

ELECTRONIC CONTROL

- Electronic thermostat provides a digital display of cabinet temperatures, which includes status indicators and key pad for any necessary temperature adjustments.

AUDIBLE/VISUAL ALARM STANDARD

OPTIONAL SAFETEMP ELECTRONIC CONTROL with automatic door locking mechanism when temperatures exceed product safety zone.

OPTIONAL ETHERNET CONTROL SERVER for temperature and monitoring notification.

OPTIONAL LED LIGHTING

REFRIGERATION SYSTEM

- Whisper-Quiet refrigeration with noise level of less than 65 decibels.
- Bottom mount balanced refrigeration system for better ergonomics.
- Automatic condensate evaporation system for energy efficiency.
- Forced-air system ensures uniform distribution of airflow throughout the entire cabinet for even product temperatures; maintains product temperatures between 36 - 38°F.
- Self-contained refrigeration system uses environmentally friendly (CFC and HCFC-free) R134A refrigerant.

DOORS

- Choose from full solid door or full glass door configurations.
- Glass door units only: Energy efficient, "Low-E", double pane thermal glass.
- Anti-microbial door handles and door locks standard.
- Spring-loaded hinges standard. Positive seal self-closing doors with 120° stay open feature.
- Plug-in magnetic door gaskets of one piece construction, removable without tools for ease of cleaning.

SHELVING

- Eight (8) heavy duty epoxy coated wire shelves per door section standard. Four (4) shelf clips included per shelf (field installed).
- Shelves are adjustable in 1/2" increments.

Item No. _____
Quantity _____

HORIZON SERIES WHISPER-QUIET PHARMACY COOLERS

Solid Doors and Glass Doors

MODEL:
HBR23-1-AVA / HBR23-1-G-AVA
HBR27-1-AVA / HBR27-1-G-AVA
HBR49-1-AVA / HBR49-1-G-AVA
HBR72-1-AVA / HBR72-1-G-AVA

PHARMACY COOLERS



HBR23-1-AVA
(SHOWN WITH FULL SOLID DOOR)
Full Glass Door model available



HBR27-1-AVA
(SHOWN WITH FULL SOLID DOOR)
Full Glass Door model available



HBR49-1-AVA
(SHOWN WITH FULL SOLID DOOR)
Full Glass Door model available

MODEL FEATURES

- Incandescent interior lighting—*solid door units*.
Fluorescent interior lighting—*glass door units*.
- **LED lighting option**—*glass door units only*.
- 6" heavy-duty casters included, two with brakes standard. 3" casters or 6" legs optional.
- Pre-wired plug for 115/60/1 phase.
- Epoxy coated evaporator prevents corrosion.
- ENERGY STAR® Qualified
- UL-EPH and CUL for open food product.

Available From:



*Note: Not all markings may apply to all model variations.

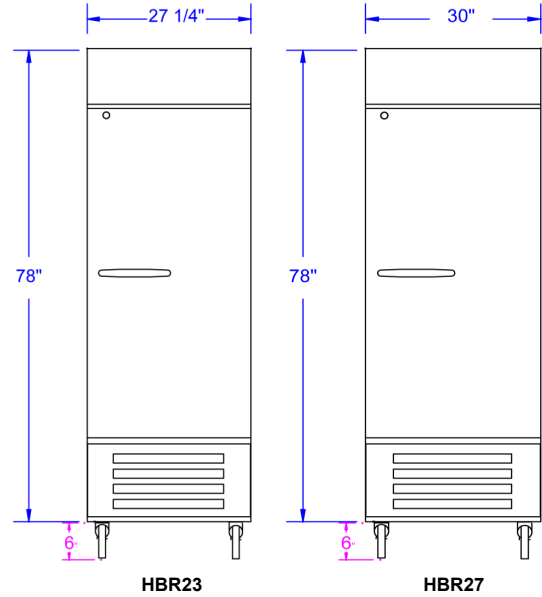
Model Specified _____	Store# _____
Location _____	Quantity _____



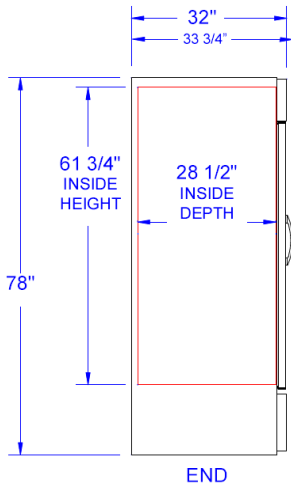
Horizon Series Pharmacy Coolers
Models: HBR23, HBR27, HBR49, HBR72

MODEL	HBR23	HBR27	HBR49	HBR72
EXTERNAL DIMENSIONAL DATA				
Length Overall (inches)	27 1/4"	30"	52"	75"
Length Overall (mm)	692	762	1321	1905
Depth Overall (inches) - <i>includes handle</i>	33 3/4"	33 3/4"	33 3/4"	33 3/4"
Depth Overall (mm) - <i>includes handle</i>	857	857	857	857
Height Overall—(inches) / (mm) <i>Add 6" for legs or casters</i>	78" / 1981	78" / 1981	78" / 1981	78" / 1981
Number of doors	1	1	2	3
Depth with Door Open 90 °	60"	60"	60"	60"
INTERNAL DIMENSIONAL DATA				
NET Capacity (cubic ft.)	23	27	49	72
NET Capacity (Liters)	651	765	1388	2039
Internal Length Overall (inches)	24"	27"	49"	72"
Internal Length Overall (mm)	610	686	1245	1829
Internal Depth Overall (inches)	28 1/2"	28 1/2"	28 1/2"	28 1/2"
Internal Depth Overall (mm)	724	724	724	724
Internal Height Overall—(inches)	61 3/4"	61 3/4"	61 3/4"	61 3/4"
Internal Height Overall—(mm)	1569	1569	1569	1569
Number of shelves	8	8	16	24
ELECTRICAL DATA				
Full Load Amperes 115/60/1	5.8 A	5.8 A	8.8 A	9.9 A
REFRIGERATION DATA				
Horsepower	1/3	1/3	1/3	1/2
WEIGHT DATA				
Gross Weight (Crated lbs)	300	373	530	715
Gross Weight (Crated kg)	136	169	240	324

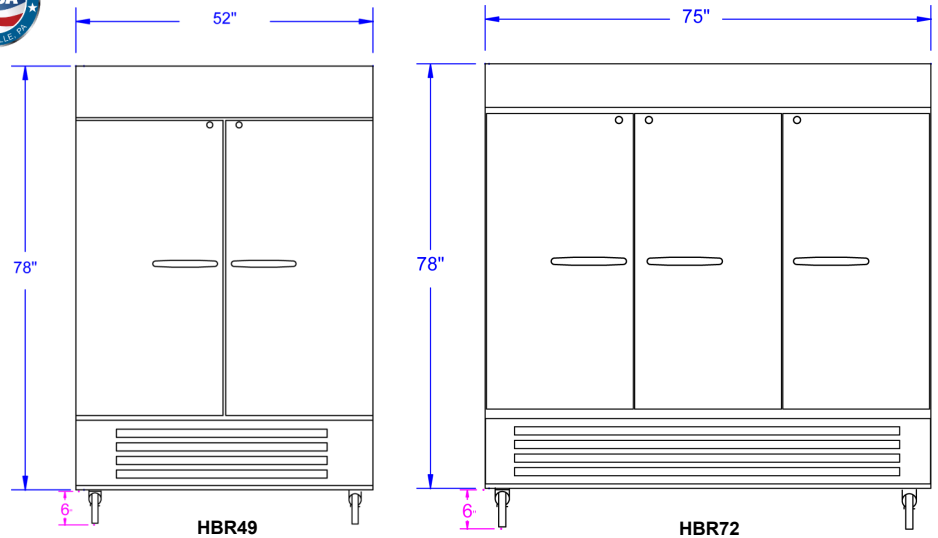
PLAN VIEWS



Note: Not all markings may apply to all model variations.



COMMON END



BEVERAGE-AIR® CORPORATION

3779 Champion Blvd. • Winston-Salem, NC 27105 USA • (336) 245-6400 • Fax (336) 245-6453 • (888) 845-9800 • www.beverage-air.com

Specifications are subject to change without prior notice. 3/13