



# BEVERAGE-AIR

3779 Champion Blvd., Winston-Salem, NC 27105  
1-888-845-9800 Fax# 1-336-245-6453  
<http://www.Beverage-Air.com>

## Commercial Refrigeration Equipment General Specification

### 3 Year Parts/Labor Warranty Additional 2 Year Compressor Warranty

#### CABINET CONSTRUCTION

Heavy-duty construction includes stainless front (doors and grilles). Exterior sides are steel with gray finish. Exterior top and back are galvanized steel. Interior bottom is stainless.

Interior of cabinet is constructed of white coated steel interior walls. Adjustable epoxy coated steel wire shelves are standard (3 per section).

Foamed-in-place CFC and HCFC-free polyurethane insulation enhances the structural strength of the cabinet and helps increase energy efficiency.

Doors attach to cabinet on cam-lift hinges. Hinges permit doors to stay open at 120° and gravity self-close. Snap-in magnetic gaskets for a positive seal are standard. Gaskets are easily removable for cleaning. Three-inch heavy-duty casters included, two with brakes standard.

#### REFRIGERATION

Balanced refrigeration system is located at bottom of cabinet. System uses R134a refrigerant, which is CFC and HCFC-free for compliance with environmental safety concerns.

Enhanced digital control is located outside top of cabinet. Control includes "Door Open Indicator" and displays internal cabinet temperature. Internal cabinet temperature is fully adjustable using the digital control.

#### SPECIAL FEATURES

- Enhanced digital control adds function
- Stainless steel front (grilles and doors)



DIGITAL CONTROL

Item No. \_\_\_\_\_  
Quantity \_\_\_\_\_

## BOTTOM MOUNTED REACH-IN REFRIGERATORS K SERIES SOLID DOORS

MODELS:  
KR24-1AS  
KR48-1AS  
KR74-1AS



KR24-1AS



KR48-1AS



KR74-1AS

Available From:



\*Note: Not all markings may apply to all model variations.

<b>Model Specified</b> _____	<b>Store#</b> _____
<b>Location</b> _____	<b>Quantity</b> _____



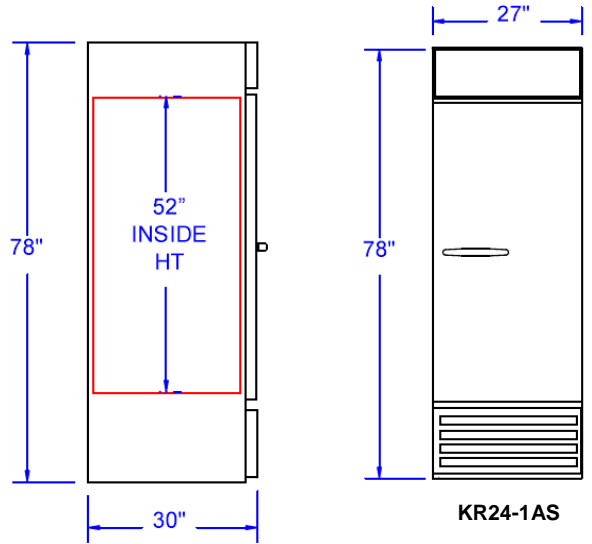
**BEVERAGE-AIR**

**Bottom Mount, K Series Refrigerators**

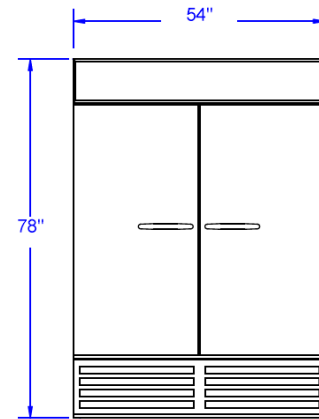
Models: KR24-1AS, KR48-1AS, KR74-1AS

MODEL	KR24-1AS	KR48-1AS	KR74-1AS
<b>EXTERNAL DIMENSIONAL DATA</b>			
Length Overall (inches)	27"	54"	82"
Length Overall (mm)	686	1372	2083
Depth Overall—(inches) less handle	30"	30"	30"
Depth Overall—(mm) less handle	762	762	762
Height Overall—(inches) less casters	78"	78"	78"
Height Overall—(mm) less casters	1981	1981	1981
Number of doors	1	2	3
Depth with Door Open 90 °	56"	56"	56"
<b>INTERNAL DIMENSIONAL DATA</b>			
NET Capacity (cubic ft.)	23	49	72
NET Capacity (Liters)	651	1388	2039
Internal Length Overall (inches)	23"	50 1/2"	78"
Internal Length Overall (mm)	584	1283	1981
Internal Depth Overall (inches)	26"	26"	26"
Depth Overall (mm)	660	660	660
Internal Height Overall (inches)	52"	52"	52"
Internal Height Overall (mm)	1321	1321	1321
Number of shelves	3	6	9
<b>ELECTRICAL DATA</b>			
Full Load Amperes 115/60/1	5.5	9.2	11.3
<b>REFRIGERATION DATA</b>			
Horsepower	1/4	1/3	1/2
<b>WEIGHT DATA</b>			
Gross Weight (Crated lbs)	304	465	646
Gross Weight (Crated kg)	138	211	293

**PLAN VIEWS**

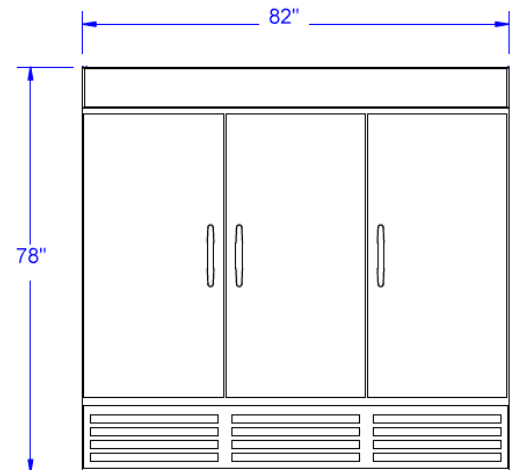


END



FRONT

KR48-1AS



KR74-1AS



\*Note: Not all markings may apply to all model variations.

**ELECTRICAL CONNECTION**

Units pre-wired at factory and include 8' long cord and plug set.



115/60/1  
NEMA-5-15P

**BEVERAGE-AIR® CORPORATION**

3779 Champion Blvd. • Winston-Salem, NC 27105 USA • (336) 245-6400 • Fax (336) 245-6453 • (888) 845-9800 • www.beverage-air.com

Specifications are subject to change without prior notice. 06/13