



BEVERAGE-AIR

3779 Champion Blvd., Winston-Salem, NC 27105
1-888-845-9800 Fax# 1-336-245-6453
<http://www.Beverage-Air.com>

Commercial Refrigeration Equipment General Specification

3 Year Parts/Labor Warranty Additional 2 Year Compressor Warranty

CABINET CONSTRUCTION

- Exterior—Stainless steel exterior.
- Interior—Stainless steel interior.
- Insulation—2" foamed-in-place CFC and HCFC-free polyurethane insulation.
- Separate top mount evaporator housing in 2 & 3 section models.
- Freezer section in 2 & 3 section models is located at right section.
- Single section model includes top half refrigerator, bottom half freezer with evaporators mounted to ceiling.
- Non-electric condensate evaporation is provided at the exterior top of 2 & 3 section models.
- Heated condensate evaporation is provided at the bottom of single section cabinet.

DIGITAL THERMOMETER

- Exterior digital thermometer provides a digital display of cabinet temperatures.

REFRIGERATION SYSTEM

- Top mount, environmentally friendly refrigeration systems. Refrigerators maintain product temperatures of 36°-38°F. Freezers maintain product temperatures at 0°F.
- Refrigerators utilize R134a & freezers R404A refrigerant, which are (CFC and HCFC-free) for compliance with environmental safety standards.

DOORS

- Solid and Half-Solid door configuration.
- Anti-microbial door handles and door locks are standard.
- Field reversible doors and cam lift hinges standard. Positive seal self-closing door(s) with 120° stay open feature.
- Snap-in door gaskets of one piece construction, removable without tools for ease of cleaning.
- Three (3) heavy duty epoxy coated wire shelves per section standard. Four (4) shelf clips included per shelf (field installed).
- Shelves are adjustable in 1/2" increments.

MODEL FEATURES

- Incandescent interior lighting.
- 6" heavy-duty legs included. 3" or 6" casters are optional.
- UL-EPH and CUL for open food product.

Item No. _____
Quantity _____

TOP MOUNTED DUAL TEMPERATURE REACH-IN'S PRF SERIES SOLID & HALF-SOLID DOORS

MODELS:
PRF24-24-1AS-02
PRF48-24-1AS-02

PRF12-12-1HS-02
PRF24-24-1AHS-02
PRF48-24-1AHS-02



PRF12-12-1HS-02



PRF24-24-1AS-02



PRF48-24-1AS-02



*Note: Not all markings may apply to all model variations.

Available From:

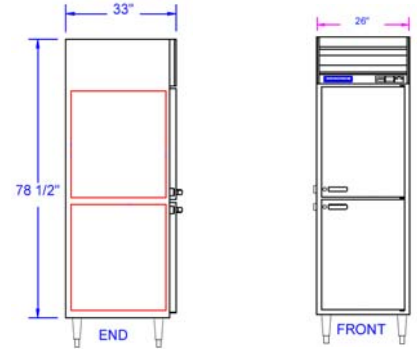
Model Specified _____	Store# _____
Location _____	Quantity _____



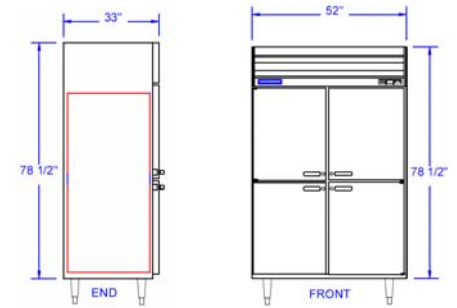
Top Mount, Dual Temperature Reach-In's
Models: PRF12, PRF24, PRF48

PLAN VIEWS

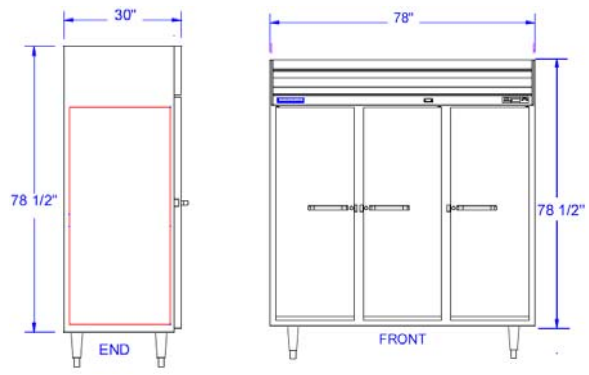
MODEL	PRF24-24-1AS-02 SOLID DOOR	PRF48-24-1AS-02 SOLID DOOR	PRF12-12-1HS-02 HALF-SOLID	PRF24-24-1AHS-02 HALF-SOLID	PRF48-24-1AHS-02 HALF-SOLID
EXTERNAL DIMENSIONAL DATA					
Length Overall (inches)	52"	78"	26"	52"	78"
Length Overall (mm)	1321	1981	660	1321	1981
Depth Overall—(inches) less handle	30"	30"	33"	33"	33"
Depth Overall—(mm) less handle	762	762	838	838	838
Height Overall—(inches) less legs	78 1/2"	78 1/2"	78 1/2"	78 1/2"	78 1/2"
Height Overall—(mm) less legs	1994	1994	1994	1994	1994
INTERNAL DIMENSIONAL DATA					
NET Capacity (cubic ft.)	23.1 / 23.1	46.6 / 23.1	9.1 / 9.1	23.1 / 23.1	46.6 / 23.1
NET Capacity (Liters)	654 / 654	1320 / 654	258 / 258	654 / 654	1320 / 654
Number of Shelves	6	9	4	6	9
ELECTRICAL DATA					
Full Load Amperes 115/60/1	5.7—6.0	9.4—10.6	4.5—7.5	5.7—6.0	9.4—10.6
REFRIGERATION DATA					
Horsepower	1/4—1/2	1/3—1/2	1/4—1/3	1/4—1/2	1/3—1/2
WEIGHT DATA					
Gross Weight (Crated lbs)	701	580	438	705	1020
Gross Weight (Crated kg)	318	263	199	320	463



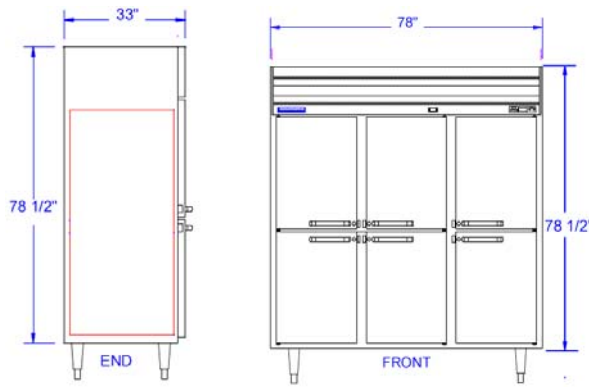
PRF12-12-1HS



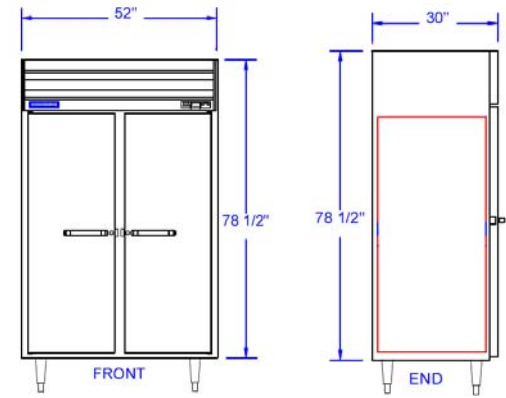
PRF24-24-1AHS



PRF48-24-1AS



PRF48-24-1AHS



PRF24-24-1AS



Note: Not all markings may apply to all model variations.

BEVERAGE-AIR® CORPORATION

3779 Champion Blvd. • Winston-Salem, NC 27105 USA • (336) 245-6400 • Fax (336) 245-6453 • (888) 845-9800 • www.beverage-air.com

Specifications are subject to change without prior notice. 06/13