



# BEVERAGE-AIR

3779 Champion Blvd., Winston-Salem, NC 27105  
1-888-845-9800 Fax# 1-336-245-6453  
<http://www.Beverage-Air.com>

**CUSTOMER'S CHOICE FOR A HOT KITCHEN**  
**Tested & Certified to Ambient Class of 100°F**

## 3 Year Parts/Labor Warranty Additional 2 Year Compressor Warranty

### SMF SERIES—SINGLE ACCESS, FORCED-AIR

Forced-air milk coolers are designed to keep milk cold during prolonged serving periods. A continuous cold-air blanket over the milk containers keeps the milk cold and drinkable (under 38°F) during serving.

### CABINET CONSTRUCTION

Standard construction includes complete stainless steel exterior. Interior is stainless steel. One-piece, reinforced stainless steel floor for maximum milk crate support. Heavy-duty, epoxy coated steel wire floor racks are provided for added floor protection. Floor drain is centrally located for easy cleaning, connecting to drain hose with hose adapter.

Exterior thermometer, cylinder lock, bottom drain, and 7" swivel casters (2 with locks) are provided as standard.

Foamed-in-place CFC and HCFC-free polyurethane insulation enhances the structural strength of the cabinet and helps increase energy efficiency. This insulation helps to prevent liquid penetration that results in foul odors. Overall depth of 31 1/2" allows easy mobility and clear passage through most doorways.

Additional options include wrap around and corner bumpers.

### REFRIGERATION

Refrigeration system uses R134a refrigerant, which is CFC and HCFC-free for compliance with environmental safety concerns.

### ELECTRICAL

Units wired at factory and ready for connection to a 115/60/1 phase, 15 amp dedicated outlet. 8' long cord and plug set included.

### SPECIAL FEATURES

- One-piece, reinforced stainless steel floor for maximum support of milk crates.
- **SMF34Y** and **SMF49Y** models have earned the **ENERGY STAR®**.
- Stainless steel interior and exterior standard.

Item No. \_\_\_\_\_  
Quantity \_\_\_\_\_

## SCHOOL MILK COOLERS SINGLE ACCESS, FORCED-AIR SMF SERIES

**MODELS:**  
**SMF34Y-1-S**  
**SMF49Y-1-S**  
**SMF58-S**



**SMF34Y-1-S** (white exterior shown)



**SMF49Y-1-S** (white exterior shown)



**SMF58-S** (white exterior shown)

### ELECTRICAL CONNECTION



115/60/1  
NEMA-5-15P

Units pre-wired at factory and include 8' long cord and plug set.



Available From:

\*Note: Not all markings

may apply to all

|                              |                       |
|------------------------------|-----------------------|
| <b>Model Specified</b> _____ | <b>Store#</b> _____   |
| <b>Location</b> _____        | <b>Quantity</b> _____ |



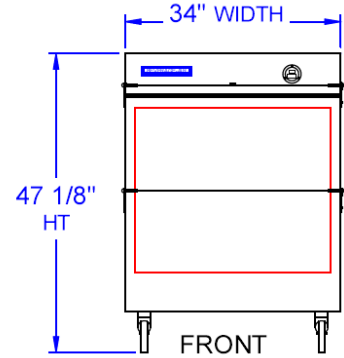
**BEVERAGE-AIR**

**SMF SERIES School Milk Coolers**

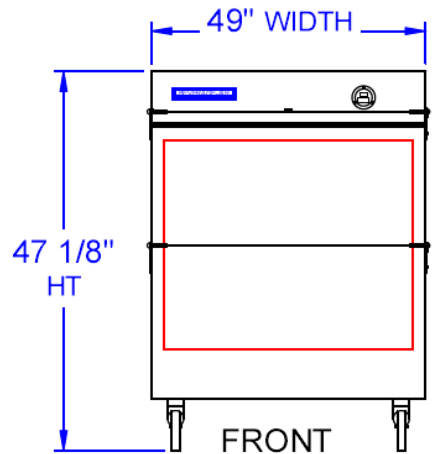
Models: SMF34Y-1-S, SMF49Y-1-S, SMF58-S

| MODEL                            | SMF34Y-1-S | SMF49Y-1-S | SMF58-S |
|----------------------------------|------------|------------|---------|
| <b>EXTERNAL DIMENSIONAL DATA</b> |            |            |         |
| Length Overall (inches)          | 34"        | 49"        | 58"     |
| Length Overall (mm)              | 864        | 1245       | 1473    |
| Depth Overall (inches)           | 33 1/2"    | 33 1/2"    | 33 1/2" |
| Depth Overall (mm)               | 851        | 851        | 851     |
| Height Overall— (inches)         | 47 1/8"    | 47 1/8"    | 47 1/8" |
| Height Overall—(mm)              | 1197       | 1197       | 1197    |
| Number of doors/lids             | 2          | 2          | 2       |
| <b>INTERNAL DIMENSIONAL DATA</b> |            |            |         |
| NET Capacity (cubic ft.)         | 13.35      | 17.28      | 24.8    |
| NET Capacity (Liters)            | 378        | 489        | 702     |
| <b>CASE CAPACITIES</b>           |            |            |         |
| 13" x 13" x 11"                  | 8          | 12         | 16      |
| 19" x 13" x 11"                  | 4          | 8          | 10      |
| <b>ELECTRICAL DATA</b>           |            |            |         |
| Full Load Amperes 115/60/1       | 4.2        | 4.2        | 8.2     |
| <b>REFRIGERATION DATA</b>        |            |            |         |
| Horsepower                       | 1/5        | 1/5        | 1/2     |
| <b>WEIGHT DATA</b>               |            |            |         |
| Gross Weight (Crated lbs)        | 343        | 437        | 484     |
| Gross Weight (Crated kg)         | 156        | 198        | 220     |

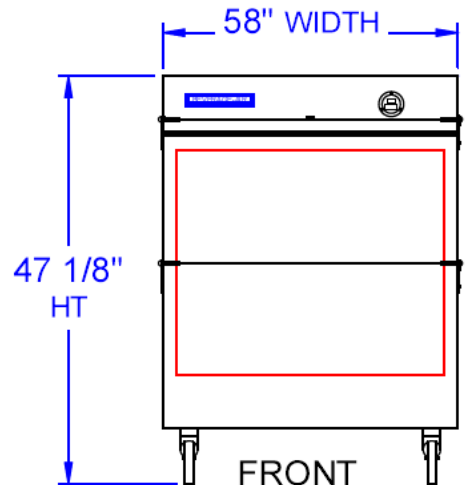
**PLAN VIEWS**



**SMF34Y-1-S**



**SMF49Y-1-S**



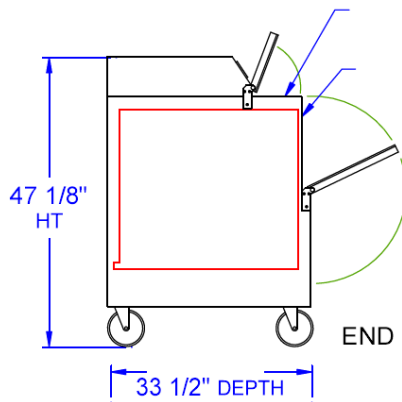
**SMF58-S**



\*Note: Not all markings may apply to all model variations.

**ELECTRICAL CONNECTION**

Units pre-wired at factory and include 8' long cord and plug set.



**BEVERAGE-AIR® CORPORATION**

3779 Champion Blvd. • Winston-Salem, NC 27105 USA • (336) 245-6400 • Fax (336) 245-6453 • (888) 845-9800 • www.beverage-air.com

Specifications are subject to change without prior notice. 06/13