



BEVERAGE-AIR

3779 Champion Blvd., Winston-Salem, NC 27105
1-888-845-9800 Fax# 1-336-245-6453
<http://www.Beverage-Air.com>

CUSTOMER'S CHOICE FOR A HOT KITCHEN
Tested & Certified to Ambient Class of 100°F

3 Year Parts/Labor Warranty Additional 2 Year Compressor Warranty

SPED72 ELITE SERIES — CUTTING TOP WITH DRAWERS

Larger 17" wide cutting board prep table. Features enhanced refrigeration system. Improved airflow for less temperature gradient and uniform temperature distribution throughout the cabinet. Pans are cooled from the bottom, eliminating the necessity of air blanket. Airflow assures that product in open containers is kept below 41°F and above freezing. This translates into increased product shelf life, higher quality food, better food appearance, fresher product and a reduction of bacteria build-up to combat food-borne illnesses.

CABINET CONSTRUCTION

Exterior construction includes heavy-duty stainless steel finish on front, sides, top, drawers and grille. Removable hoods and insulated lid assemblies are made of matching stainless steel. Cabinet back and bottom are constructed of galvanized steel. Interior liner is made of aluminum for superior resistance to corrosion.

In cabinets with doors and drawers, doors are mounted to face of cabinet on cartridge-style hinges permitting them to self close under their own weight. Hinges also allow doors to stay open 120° and permit easy door removal for service and cleaning if required. A plug-in type vinyl magnetic gasket is attached to each door for positive seal.

Drawer frames are constructed of heavy-duty stainless steel and are supported on heavy-duty telescoping drawer slides for maximum support of stored food products. The drawer slides have a locking mechanism that prevents the drawers from being inadvertently pulled off the cabinets. Upper pull-out drawers accommodate 4" deep pans. Lower pull-out drawers accommodate up to 6" deep pans. Heavy-duty pan divider supports are supplied. Foodservice pans for drawers are not included. Snap-type vinyl magnetic gasket is attached to each drawer for positive seal. Top drawer extends 17 3/4" (when opened) and bottom drawer extends 15 3/4" (when opened).

Cabinet insulation is CFC and HCFC-free foamed-in-place polyurethane of two-inch minimum thickness. Six-inch casters, 2 with brakes, are standard. Legs are available as an option.

Cutting board supplied with cabinet is 17" wide constructed of high-density white polyethylene plastic. It is readily removable for cleaning. Pans furnished for top are 4" deep and made of polycarbonate plastic.

REFRIGERATION

More robust refrigeration system provides added capacity and efficiency. Systems are designed using CFC and HCFC-free R134a refrigerant. Recirculated, forced air from evaporator is moved under pans, which are recessed 2" from top of cabinet. Forced air over the condenser is drawn through grille under bottom drawer as well as the back and bottom of cabinet. Automatic condensate evaporator is provided to eliminate the need of floor drains.

Item No. _____
Quantity _____

**FOOD PREPARATION
SERIES PREP TABLES
SPED72 ELITE SERIES
CUTTING TOP WITH DRAWERS**

**MODELS:
SPED72-C**



SPED72-18C-2 (pictured)

ELECTRICAL CONNECTION

Units pre-wired at factory and include 8' long cord and plug set.



*Note: Not all markings may apply to all model variations.

Available From:

Model Specified _____

Store# _____

Location _____

Quantity _____



BEVERAGE-AIR

Food Prep Table — Cutting Top With Drawers

Models: SPED72

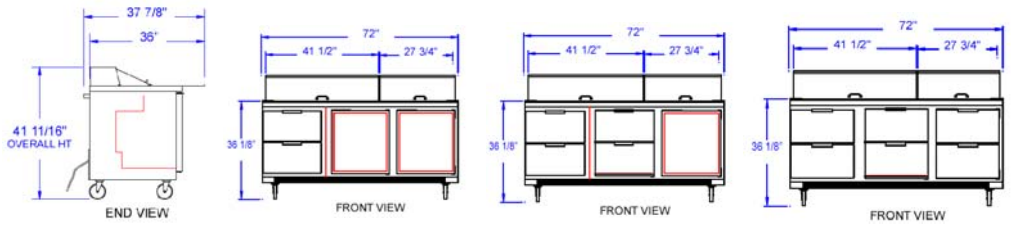
MODEL	SPED72-08C-2	SPED72-08C-4	SPED72-08C-6	SPED72-10C-2	SPED72-10C-4	SPED72-10C-6	SPED72-12C-2	SPED72-12C-4	SPED72-12C-6	SPED72-18C-2	SPED72-18C-4	SPED72-18C-6
EXTERNAL DIMENSIONAL DATA												
Length Overall (inches)	72"	72"	72"	72"	72"	72"	72"	72"	72"	72"	72"	72"
Length Overall (mm)	1829	1829	1829	1829	1829	1829	1829	1829	1829	1829	1829	1829
Depth Overall (inches)	36"	36"	36"	36"	36"	36"	36"	36"	36"	36"	36"	36"
Depth Overall (mm)	914	914	914	914	914	914	914	914	914	914	914	914
Height Overall— (inches)	41 11/16"	41 11/16"	41 11/16"	41 11/16"	41 11/16"	41 11/16"	41 11/16"	41 11/16"	41 11/16"	41 11/16"	41 11/16"	41 11/16"
Height Overall— (mm)	1059	1059	1059	1059	1059	1059	1059	1059	1059	1059	1059	1059
Number of drawers	2	4	6	2	4	6	2	4	6	2	4	6
Number of doors	2	1	-	2	1	-	2	1	-	2	1	-
Top Drawer Extension (when opened)	17 3/4"	17 3/4"	17 3/4"	17 3/4"	17 3/4"	17 3/4"	17 3/4"	17 3/4"	17 3/4"	17 3/4"	17 3/4"	17 3/4"
Bottom Drawer Extension (when opened)	15 3/4"	15 3/4"	15 3/4"	15 3/4"	15 3/4"	15 3/4"	15 3/4"	15 3/4"	15 3/4"	15 3/4"	15 3/4"	15 3/4"
INTERNAL DIMENSIONAL DATA												
NET Capacity (cubic ft.)	21.5	21.5	21.5	21.5	21.5	21.5	21.5	21.5	21.5	21.5	21.5	21.5
NET Capacity (Liters)	609	609	609	609	609	609	609	609	609	609	609	609
Internal Length Overall (inches)	68"	68"	68"	68"	68"	68"	68"	68"	68"	68"	68"	68"
Internal Length Overall (mm)	1727	1727	1727	1727	1727	1727	1727	1727	1727	1727	1727	1727
Internal Depth Overall (inches)	19"	19"	19"	19"	19"	19"	19"	19"	19"	19"	19"	19"
Internal Depth Overall (mm)	483	483	483	483	483	483	483	483	483	483	483	483
Internal Height Overall—(inches)	23"	23"	23"	23"	23"	23"	23"	23"	23"	23"	23"	23"
Internal Height Overall—(mm)	584	584	584	584	584	584	584	584	584	584	584	584
ELECTRICAL DATA												
Full Load Amperes 115/60/1	9.6	9.6	9.6	9.6	9.6	9.6	9.6	9.6	9.6	9.6	9.6	9.6
REFRIGERATION DATA												
Horsepower	1/3	1/3	1/3	1/3	1/3	1/3	1/3	1/3	1/3	1/3	1/3	1/3
WEIGHT DATA												
Gross Weight (Crated lbs)	390	390	390	385	385	385	386	386	386	381	381	381
Gross Weight (Crated kg)	177	177	177	175	175	175	175	175	175	173	173	173



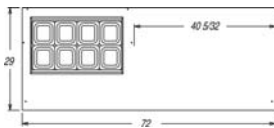
Note: Not all markings may apply to all model variations.
 *N/A: Not available at time of printing.

DRAWER SUPPORT CAPACITY

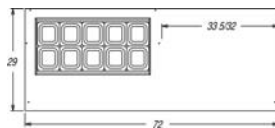
MODEL	# OF PAN SUPPORTS (SUPPLIED)	POSSIBLE PAN COMBINATION
SPED72	1	1 HALF SIZE AND 2 1/6TH SIZE 1 HALF SIZE AND 1 1/3RD SIZE



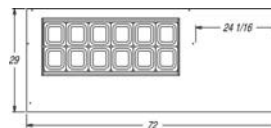
SPED72-18C top assembly shown above. Refer to Top Pan Configurations at bottom, left of spec sheet for appropriate top layout. Varies by cabinet.



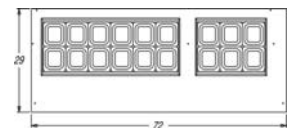
SPED72-08C



SPED72-10C



SPED72-12C



SPED72-18C

TOP PAN CONFIGURATIONS

BEVERAGE-AIR® CORPORATION

3779 Champion Blvd. • Winston-Salem, NC 27105 USA • (336) 245-6400 • Fax (336) 245-6453 • (888) 845-9800 • www.beverage-air.com

Specifications are subject to change without prior notice. 06/13