

CHEF 775™

COLOR OPTIONS



BLACK SLATE GREY CAPPUCINO POMEGRANATE

SMARTBLEND™ TECHNOLOGY HELPS REDUCE USER ERROR

Our exclusive SmartBlend technology identifies potential problems that could interfere with the blend, including loading errors, then offers solutions.

BLEND PROFILES ENSURE CONSISTENCY WITH EACH BLEND

The Chef 775 can be programmed with Smoothie, Coffee, and Milkshake profiles that provide customized blend cycles for specific drinks.

BUILT TO SAVE TIME AND MONEY

All Blendtec blenders are built to meet the unique needs of the commercial customer. Each feature—from top to bottom—delivers effortless operation and is designed to reduce overall cost.








BPA-FREE WILDSIDE+ JAR
14 SECONDS
TO A PERFECTLY BLENDED DRINK



BLUNT SAFETY BLADE
10X STRONGER
THAN TRADITIONAL BLADES



ULTRA HIGH-SPEED MOTOR
3.8 PEAK HP
BLENDS THE TOUGHEST INGREDIENTS

 MOTOR	3.8 peak horsepower, 120V / 220V vvariable
 INTERFACE	Illuminated touchscreen with 8-speed slider
 PROFILES	Smoothie, Coffee, Milkshake,
 PROGRAM CYCLES	Small, Medium, Large, +10, Pulse
 USAGE	Recommended daily blends: 100+
 DIMENSIONS	H: 15.6" (39.6 cm) D: 9.2" (23.3 cm) W: 7.0" (17.8 cm)
 WEIGHT	9.8 lbs (4.4 kg)
 CERTIFICATIONS	Conforms to applicable UL and CSA safety standards as well as NSF sanitation standards.

INDUSTRY BEST WARRANTY



* For international warranty and certification details please see your in-country distributor.
WWW.BLENDTEC.COM/COMMERCIAL | 1-800-BLENDTEC
SPS-O39 SPEC SHEET, CHEF 775, US ENG, REV A