



Phoenix Spreader Cabinet



Project _____

Item No. _____

Quantity _____

- Model BPP-6** - 6" wide cabinet spreader with stainless steel front
- Model BPP-12** - 12" wide cabinet spreader with open front
- Model BPP-12SD** - 12" wide cabinet spreader with door
- Model BPP-18** - 18" wide cabinet spreader with open front
- Model BPP-18SD** - 18" wide cabinet spreader with door
- Model BPP-24** - 24" wide cabinet spreader with open front
- Model BPP-24SD** - 24" wide cabinet spreader with door
- Model BPP-36** - 36" wide cabinet spreader with open front
- Model BPP-36SD** - 36" wide cabinet spreader with door

SPECIFY

- | | | |
|-----------------------------|---|---------------------------------------|
| Gas Type | <input type="checkbox"/> Natural Gas | <input type="checkbox"/> Propane |
| Front Manifold Cap & Cover* | <input type="checkbox"/> Required | <input type="checkbox"/> Not Required |
| Flue Riser Height | <input type="checkbox"/> 5" | <input type="checkbox"/> 12" (option) |
| | <input type="checkbox"/> 24.5" (option) | <input type="checkbox"/> 36" (option) |

Operating altitude (if above 2000 ft (700 meters)) _____

* 1-1/4" front manifold is provided on all units. 1-1/4" rear manifold connection is capped. Remove cap for rear manifold connection

OPTIONS AND ACCESSORIES

(AT ADDITIONAL CHARGE)

- Flue riser
 - 12" high stainless steel short back riser
 - 24.5" high stainless steel high back riser
 - 30" high stainless steel high back riser
- Single-shelf (mounts on 24.5" flue riser)
 - Solid shelf
 - Tubed shelf
- Double-shelf (mounts on 36" flue riser)
 - Solid shelves
 - Tubed shelves
- Gas pressure regulator
 - 1"
 - 1-1/4"
- Interconnect gas line with quick disconnect
 - 36" long
 - 48" long
- Shelf for cabinet
- Common plate shelf
- Stainless steel dolly frame with casters
- Casters in lieu of adjustable legs
- Flanged feet with anchor bolts in lieu of adjustable legs
- Michigan style shelf deflector
- Single cut out on spreader cabinet top (specify location and size)

STANDARD FEATURES (All models)

- 1-1/4" rear gas connection
- 14 gauge stainless steel all welded body construction
- Stainless steel top, front, sides and stub back
- Stainless steel front, top, sides, bottom and flue riser
- 14 gauge welded body construction
- 3/4" gas regulator shipped uninstalled (additional sizes available as options)
- 5" flue riser
- 6" stainless steel plate shelf
- 6" stainless steel adjustable legs
- Stainless steel cabinet interior and exterior
- Stainless steel insulated double wall door(s) - SD Models Only
- Warranty: two year parts and one year labor warranty



PHOENIX SPREADER CABINET


BLODGETT

www.blodgett.com

44 Lakeside Avenue, Burlington, VT 05401 • Phone: (802) 658-6600 • Fax: (802) 864-0183



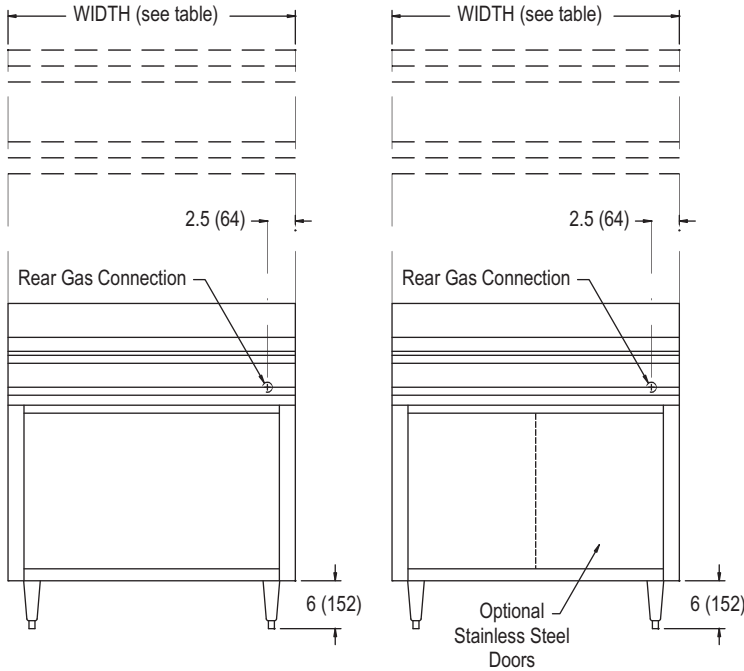
PHOENIX SPREADER CABINET



APPROVAL/STAMP

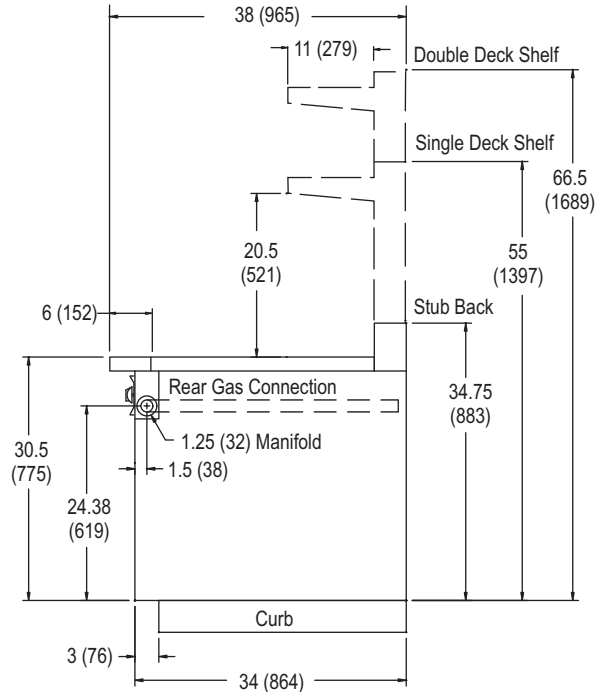
36" WIDE UNITS SHOWN

Dimensions are in inches (mm)



FRONT VIEW (Open Cabinet Models)

FRONT VIEW (SD Models with Doors)



SIDE VIEW

MODEL	WIDTH	DEPTH	HEIGHT	SHIPPING WEIGHT
BPP-6	6"	38"	See drawing	105 lbs (48 kg)
BPP-12	12"			135 lbs (61 kg)
BPP-12SD	12"			145 lbs (66 kg)
BPP-18	18"			165 lbs (75 kg)
BPP-18SD	18"			180 lbs (82 kg)
BPP-24	24"			190 lbs (86 kg)
BPP-24SD	24"			205 lbs (93 kg)
BPP-36	36"			235 lbs (107 kg)
BPP-36SD	36"			265 lbs (120 kg)

SHORT FORM SPECIFICATIONS

Provide Blodgett Spreader cabinet for heavy duty gas equipment in 6", 12", 18", 24" or 36" wide model with or without a door. Spreader to have 14 gauge all welded steel construction, stainless steel top, front, sides, bottom and stub back. stainless steel insulated double wall door(s) - SD models only. Unit to have 6" stainless steel adjustable legs. Two year parts and one year labor warranty. Provide options and accessories as indicated.

UTILITY INFORMATION

OPERATING PRESSURE		GAS: Spreader cabinets are supplied with 1-1/4" front manifold connection and a 1-1/4" capped rear manifold connection. For rear manifold connection, remove cap. Spreader cabinets are supplied with 3/4" gas pressure regulator or 1-1/4" or 1" gas pressure regulator, see accessories. (Specify required front manifold cap and cover when ordering.) The unit must be connected with the gas regulator supplied.
Natural Gas	Propane	
5" W.C. min.	10 W.C. min. 14" W.C. max.	

NOTE: The company reserves the right to make substitutions of components without prior notice

BLODGETT

www.blodgett.com 44 Lakeside Avenue, Burlington, VT 05401 • Phone: (802) 658-6600 • Fax: (802) 864-0183