

Self-leveling Dispensers

Drop-In Style for

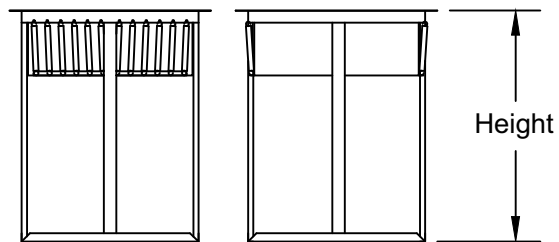
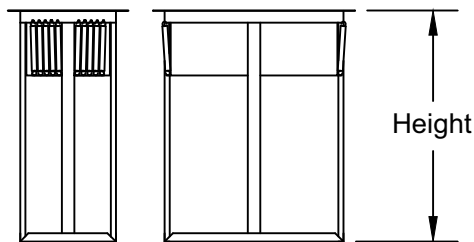
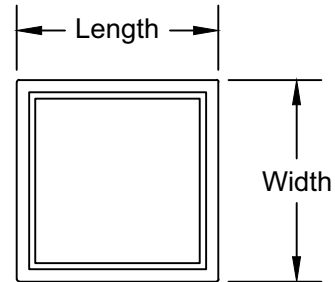
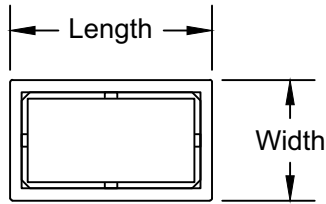
Cups, Glasses, & Bowls



PROJECT:

LOCATION:

DROP-IN SERIES / PLATFORM STYLE



CM-D-1020
(for 10" x 20" racks)

CM-D-2020
(for 20" x 20" racks)

Model	Flange (Length)	Flange (Width)	Overall (Height)	Countertop Cutout (Length)	Countertop Cutout (Width)	Capacity*		
						Cups	Glasses	Bowls
CM-D-1020	24 $\frac{1}{2}$ "	14 $\frac{3}{4}$ "	28"	22 $\frac{1}{4}$ "	12 $\frac{1}{4}$ "	70	95	---
CM-D-2020	24 $\frac{1}{2}$ "	24 $\frac{1}{2}$ "	28"	22"	22"	140	190	96

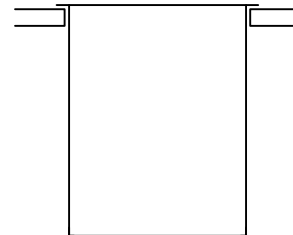
* Capacities vary with shape of dishware to be dispensed

General Specifications

Caddymagic self-leveling dispenser to be Caddy Corporation model CM-D-_____.

Unit to have heavy gauge aluminum carrying platform with ball bearing rollers for stable guidance in vertical stainless steel tracks. Pan type bottom to be welded to four stainless steel uprights with 16 gauge stainless steel flanged top frame to provide one rigid assembly.

Self-leveling dispenser to be field adjustable without the use of tools and without requiring prior identification, irrespective of weight, height, or brand. Calibrating mechanism to have multiple extension springs peripherally suspended from two corresponding sides of top frame. Selective engaging of springs with carrier assembly to permit balancing and dispensing of any load from 20 to 180 pounds.



Chassis may overlap the counter top. Suitable method for installation in wood fixtures or stainless steel counter tops.

CADDY CORPORATION
 509 Sharptown Road P.O. Box 345
 Bridgeport, NJ 08014-0345
 Tel: 856-467-4222 Fax: 856-467-5511
 internet: www.caddycorp.com