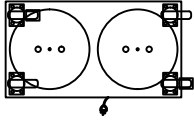


## Self-leveling Dispensers

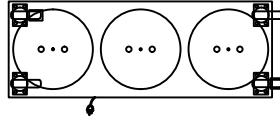
### "The Super Heater" for 9" China Plates



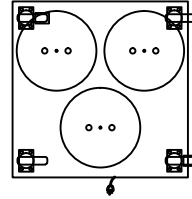
Dispenses super heated (165°F - 175°F) dishes in 2 hours to keep food temperatures at desired serving levels! Highly efficient with pelletized or plate-underliners systems.  
Not recommended for plastic dishes



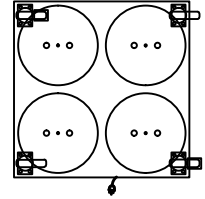
CM-S-302-SH



CM-S-303-SH



CM-SQ-303-SH



CM-S-304-SH

Dietitians and patients demand that hot foods be served hot at bedside. The primary protection against loss of food heat is the plate itself. Caddy has developed this super heating self-leveling plate dispenser. It is safe with all china.

It is no longer necessary to accept inferior dispensers that deliver plates at 125°F - 150°F. Now you can rely on the *Super Heater*.

Super heated plates hold higher food temperatures efficiently with either pelletized or space age plate underliners

#### Dimensions

Model	Plate Dia. (qty)	Length	Width	Height
CM-S-302-SH	Up to 9 1/2" (144*)	29 1/4"	16"	35 1/4" **
CM-S-303-SH	Up to 9 1/2" (216*)	44"	16"	35 1/4" **
CM-SQ-303-SH	Up to 9 1/2" (216*)	29 1/4"	29 1/4"	35 1/4" **
CM-S-304-SH	Up to 9 1/2" (288*)	29 1/4"	29 1/4"	35 1/4" **

\* Actual capacities vary with shape of object to be dispensed.

\*\* Height excludes dome covers. Add 4 3/4" to overall height for dome covers.

### General Specifications

Caddymagic Super Heat self-leveling dispenser to be Caddy Corporation model CM-\_\_\_\_\_.

Unit to have 16 gauge stainless steel top with 2" turned down channel edge on 4 sides and welded finished corners. Exterior of cabinet to be finished in stainless steel.

Self-leveling cylinders to be field adjustable without the use of tools for china without requiring prior identification, irrespective of weight, height, or brand. Calibrating mechanism to have multiple extension springs peripherally suspended from a circular storage bank. Selective engaging of springs with dish carrier assembly to permit balancing and dispensing of any load within range of model selected. Cylinders to have 18 gauge stainless steel raised top flange, in high luster finish.

Each dispenser to be enclosed in full height 1" thick insulation and to have an aluminum dome cover with two finger holes. Dispenser flange to be isolated from cabinet top by a thermal breaker, preventing metal contact between dispenser and cabinet.

Bottom of cabinet to be 12 gauge stainless steel, rust resistant metal and body to have full height vertical plastic corner bumpers. Casters are to be 5" diameter swivel type with polyurethane tires. Casters on diagonal corners to be provided with foot brakes.

Unit to have timer wired to hi-intensity sheathed heating elements of a minimum 620 watts. Electrical control box to be stainless steel and installed for easy removal for service. Control box to be furnished with a timer to be adjustable to reach maximum temperature within 2 hours and a recessed male three-pronged NEMA twist-lock receptacle. Unit to be supplied with a 6'-0" long cord with a NEMA twist-lock female connector at one end and a three prong male plug at the other end.

Unit to be provided with the following accessories:

### Accessories

- ACC-50** - Perimeter bumpers with replaceable corner bumpers. (Add 1 1/4" to length and width)
- ACC-52** - Vertical corner bumpers only. Easy to replace. (Add 1 1/4" to length and width)
- ACC-54\*\*\*** - China Plate Lifter will not mar china.

\*\*\* Each unit equipped with one ACC-54. Mark only if extra are required.

**CADDY CORPORATION**  
 509 Sharptown Road P.O. Box 345  
 Bridgeport, NJ 08014-0345  
 Tel: 856-467-4222 Fax: 856-467-5511  
 internet: www.caddycorp.com

## Self-leveling Dispensers

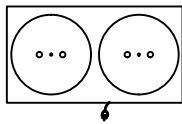
### "The Super Heater" for 9" China Plates



PROJECT:

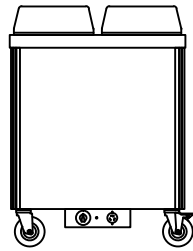
LOCATION:

#### TOP VIEW



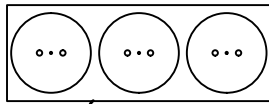
CM-S-302-SH

#### FRONT VIEW




Electrical Data					NEMA	
Model	Volts	Phase	Amps	Watts	Plug	Outlet *
CM-S-302-SH	120	1	10.3	1240	5-15P	5-15R
	208	1	6.0	1240	6-15P	6-15R
	240	1	5.2	1240	6-15P	6-15R

\* Outlet not supplied by Caddy Corporation.

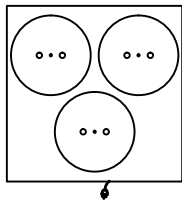


CM-S-303-SH




Electrical Data					NEMA	
Model	Volts	Phase	Amps	Watts	Plug	Outlet *
CM-S-303-SH	120	1	15.5	1860	5-20P	5-20R
	208	1	8.9	1860	6-15P	6-15R

\* Outlet not supplied by Caddy Corporation.

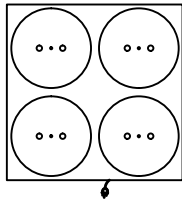


CM-SQ-303-SH




Electrical Data					NEMA	
Model	Volts	Phase	Amps	Watts	Plug	Outlet *
CM-SQ-303-SH	120	1	15.5	1860	5-20P	5-20R
	208	1	8.9	1860	6-15P	6-15R

\* Outlet not supplied by Caddy Corporation.



CM-S-304-SH



Electrical Data					NEMA	
Model	Volts	Phase	Amps	Watts	Plug	Outlet *
CM-S-304-SH	120	1	20.7	2480	5-30P	5-30R
	208	1	11.9	2480	6-15P	6-15R
	240	1	10.3	2480	6-15P	6-15R

\* Outlet not supplied by Caddy Corporation.


**CADDY CORPORATION**  
 509 Sharptown Road P.O. Box 345  
 Bridgeport, NJ 08014-0345  
 Tel: 856-467-4222 Fax: 856-467-5511  
 internet: www.caddycorp.com