




**Transfer and Storage Caddys  
for Racks and Trays**

ITEM NO:

PROJECT:

LOCATION:

**TOP VIEW****FRONT VIEW****SIDE VIEW**T-201-A  
T-201-A-LB  
T-201-B**Dimensions**

Model	Length	Width	Height	Trays
T-201-A	33"	21"	34 $\frac{3}{4}$ "	14" x 18"
T-201-A-LB	33"	21"	24 $\frac{3}{4}$ "	14" x 18"
T-201-B	37"	25"	34 $\frac{3}{4}$ "	16" x 22"

**General Specifications**

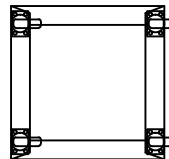

Rack and/or Tray Caddy to be Caddy Corporation model T-\_\_\_\_\_.

Frame to be of 1" O.D. 16 gauge stainless steel. Shelf to be 8" above the floor, of 18 gauge stainless steel with raised rounded edges on all sides, flanged down to form a 1  $\frac{1}{2}$ " wide channel. Shelf corners shaped to fit contour of tubular frame and continuously welded to each leg at all contact points which eliminates unsanitary crevices. Casters to be 4" diameter heavy-duty swivel type with  $\frac{3}{4}$ " stems and polyurethane tires.

Unit to be provided with the following accessories:

**Accessories**

- ☐ **ACC-38** - Circular bumpers. (Add 4" to length and width)
- ☐ **ACC-41** - Caster brakes on two diagonal casters.

**TOP VIEW****FRONT VIEW**

T-22

**Dimensions**

Model	Length	Width	Height	Rack
T-22	22 $\frac{1}{4}$ "	22 $\frac{1}{4}$ "	8"	20" x 20"

**General Specifications**

Rack and/or tray Caddy to be Caddy Corporation model T-22.

Frame to be 14 gauge stainless steel angles. Casters to be 4" diameter heavy-duty platform swivel type with polyurethane tires.

Unit to be provided with the following accessories:

**Accessories**

- ☐ **ACC-50** - Perimeter bumpers with replaceable corner bumpers. (Add 1  $\frac{1}{4}$ " to length and width)
- ☐ **ACC-52** - Vertical corner bumpers only. Easy to replace. (Add 1  $\frac{1}{4}$ " to length and width)

