

Champion®

The Dishwashing Machine Specialists

Project _____

Item No. _____

Quantity _____

STANDARD FEATURES

- Pumped drain
- Door safety switch
- Low-water tank heat protection
- Built-in detergent, rinse-aid, and sanitizer dispensing pumps
- Wash pump, 1-Hp motor
- Fill and dump
- Electric tank heater
- Upper & lower interchangeable wash/rinse spray arms
- Top mounted controls
- Stainless steel top and side panels
- Single phase connection
- Stainless steel construction
- One year parts and labor warranty

UL-130

Low Temperature
Undercounter
Dishwashing Machine



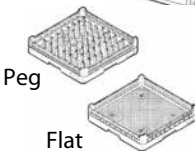
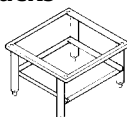
NEW!



UL-130 UNDERCOUNTER

OPTIONS & ACCESSORIES

- ☐ **1-RDT Dish Table** Durable, heavy-gauge stainless steel dish table with sink, stand-pipe drain, removable scrap screen holder, drain-board, backsplash and lower storage cabinet. Sprayhose is optional. See 1-RDT catalog sheet)
Specify right hand or left hand sink.
- ☐ **Additional Dish Racks**
- ☐ **17" Stand**
Stainless Steel
- ☐ **6" Leg Stand**
- ☐ **1" Roller Kit (includes 4 casters)**



SPECIFIER STATEMENT

Specified unit will be Champion model UL-130 undercounter low temperature dishwashing machine with built-in detergent, rinse-aid, and sanitizer dispensing pumps.

Features 141 second total cycle, 1 Hp pump motor, fill and dump, pumped drain. Constructed of stainless steel. 1 year parts and labor warranty.

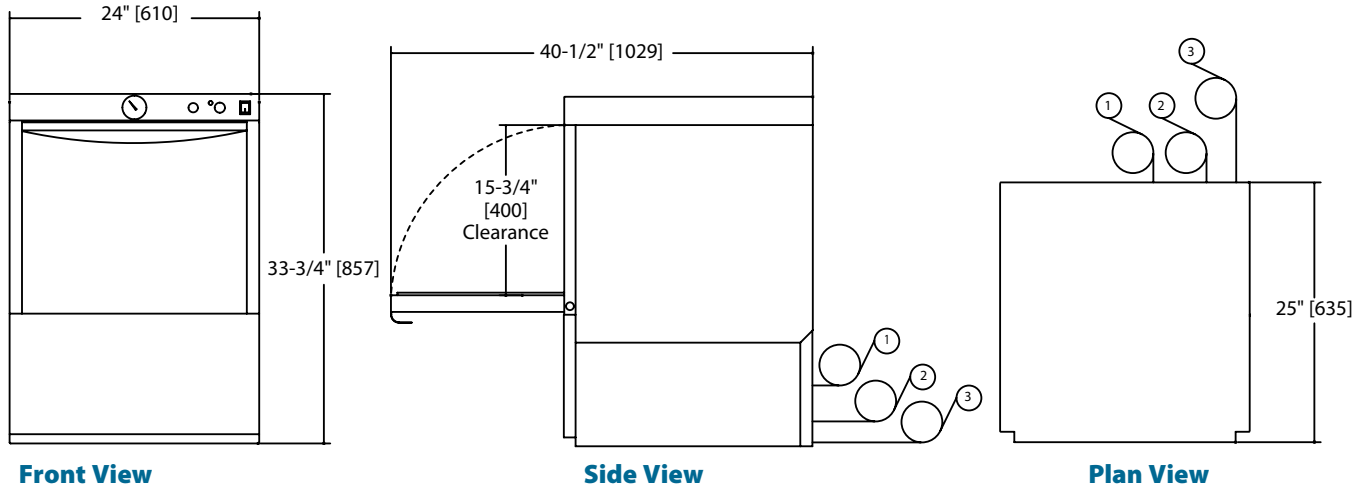
Champion Industries, Inc.
3765 Champion Blvd, NC 27105
Tel: 336/661-1556 Fax: 336/661-1979
www.championindustries.com

UL-130

Low Temperature
Undercounter
Dishwashing Machine

Champion®
The Dishwashing Machine Specialists

Dimensions shown in inches and [millimeters]



Utilities

- | | |
|---------------------------|--|
| 1 Electrical | 115/60/1; 12-amp draw; to be fused at 15 amp. 4 ft. plug-in cord supplied. |
| 2 Water connection | 120°F minimum hot water connection (140°F recommended) 6 ft. long, 1/2" I.D. flexible fill hose with 3/4" hose connector. Flow pressure: 25-95 psi. |
| 3 Pumped Drain | 5/8" I.D. flexible reinforced hose, 6 ft. long. Max. drain flow 15 US gpm. Max. drain height 3 ft. |

| | Uncrated | Crated |
|------------------------|----------|---------|
| Height* | 33-3/4" | 39-1/2" |
| Width | 24" | 25" |
| Depth | 25" | 25-1/2" |
| Ship Wt. lbs/kg | 153 | 173 |

* Front leveling feet provided.

Warning Plumbing and electrical connections should be made by qualified personnel who will observe all the applicable plumbing, sanitary and safety codes and the National Electrical Code.

SPECIFICATIONS

Capacity

Racks per hr. (NSF rated) 21

Motor horsepower

Wash 1

Water consumption

U.S. Gal. per hr. (Max. use) 32
U.S. Gal. per rack 1.5

Temperatures °F

Wash 120°F Min (140°F recommended)
Rinse 120°F Min (140°F recommended)

Heating

Tank heat, electric (kW) .75

Time cycle in seconds

Wash 90
Rinse 26
Drain/fill 25
Total cycle 141

Standard 20" x 20" rack complement

Dish 1
Open 1

Due to an ongoing value analysis program at Champion, specifications contained in this catalog are subject to change without notice.

Champion Industries, Inc., 3765 Champion Blvd, Winston-Salem, NC 27105 • 336/661-1556 • Fax: 336/661-1979 • www.championindustries.com