



ELECTRIC HEATED – Boilerless

Cooking Modes:

- Steam (86 - 248°F)
- Hot Air (86 - 482°F)
- "Delta T" slow cooking
- "Crisp & Tasty"
- Combi (212 - 482°F)
- Retherm (248 - 320°F)
- "Cook & Hold"

Cleveland Standard Features:

- Exclusive "Crisp & Tasty" de-humidifier feature
- "Press & Go" one step, recipe start buttons
- Requires minimum space - fits anywhere saving expensive floor space
- Boilerless injection system for steam
- Vented, double glass door with integrated door stop and self draining drip tray
- Tray Timer (time-delayed loading for each level)
- Easy to understand menu icons with bright graphics display
- Continuous self diagnostic system with full text message display
- Digital controls for temperature, time and core probe settings
- Advanced programmable start time for recipes
- Program up to 250 recipes with up to 20 steps each
- Exclusive "Smart Key" for selecting cooking option settings
- CONVOTHERM Cookbook with pre-programmed recipes
- Cook & Hold and Delta-T cooking
- Stores all device settings and recipes in an additional memory module (ID module)
- Multipoint core temperature probe
- Heavy duty stainless steel design
- Reliable door switch for long service life
- Heavy duty skid resistant 4" adjustable legs with flanged feet
- Oven light with shockproof glass cover
- Antibacterial two stage rotary lever door lock
- Two (2) speed auto reversing convection fan for even heat distribution

MODEL: ☐ OES 10.10 mini

CAPACITY: Five (5) – 13" by 18" half size sheet pans* or
Five (5) – 12" x 20" by 2 1/2" steam table pans or
Five (5) – 12" x 20" wire fry baskets

*The "mini" will hold ten 13" x 18" half size sheet pans but is designed for optimal cooking results for five pans.



Short Form Specifications

Shall be Cleveland Model: OES 10.10 mini Combination Convection Oven / Steamer with simple to operate programmable controls for Hot Air, Convection Steam, and Combination cooking modes, "Cook & Hold" and overnight slow-cooking capabilities, "Crisp & Tasty" de-humidifier feature. Multiple cooking stage programs, stored recipe library, multipoint core temperature probe, "Press & Go", one-step recipe start buttons, "Smart Key" for selecting option settings, boilerless. Capacity for five (5) – 12" x 20" by 2 1/2" steam table pans.

Options and Accessories

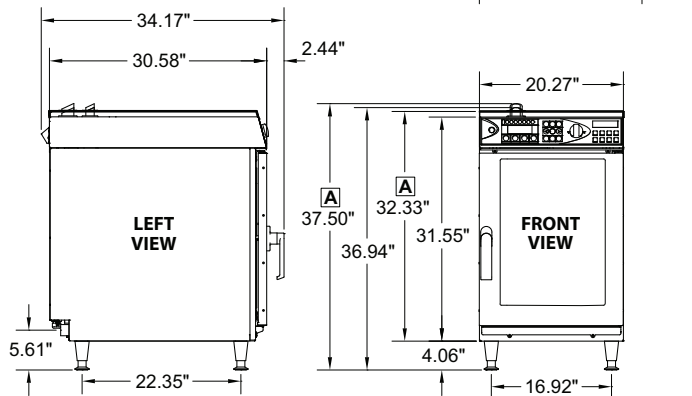
- ☐ easyToUCH™ control panel
- ☐ CONVOClean hands free automatic compartment washing system
- ☐ Open base stand with adjustable legs
- ☐ Smooth action hand shower for compartment cleaning
- ☐ Pressure spray bottle for manual cleaning
- ☐ CONVOClean compartment cleaning solution
- ☐ CONVOCare compartment rinse cycle solution
- ☐ 12" x 20" wire basket for frying products
- ☐ Chicken grill rack
- ☐ CONVOGrill Grilling Rack
- ☐ 12" x 20" Wire Shelves
- ☐ Water Treatment Systems

NOTE:

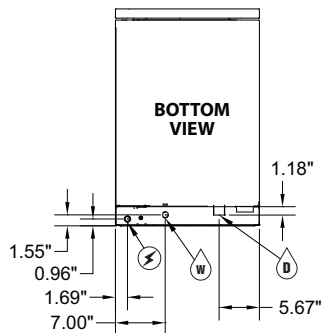
The owner / operator / purchaser must ensure that the drinking/potable water quality requirements are met. Not meeting the water quality requirements will void the original equipment warranty.

Water Quality Requirements:

TDS - 50-125 ppm
 Total Alkalinity - 50-100 ppm
 Silica - < 13 ppm
 Chloride - < 25 ppm
 pH Factor - 7.0-8.5
 Free Chlorine - < 0.1 ppm
 Hardness - 50-100 ppm (3<6 gpg)
 Dynamic Water Pressure - 35-80 psi

**STANDARD MODEL**

A - For easyToUCH control option

**ELECTRICAL CONNECTIONS**

The 3 phase 208-240 volt units will be supplied with a 8 AWG, SOOW, 4 conductor 6 foot long cord. The customer will have to provide the NEMA plug (NEMA # 15-50P or L15-50P). Unit current rating 27.1 amps.

These units cannot be hard wired to the circuit box. They must have a NEMA plug to be connected to a mating NEMA receptacle (customer supplied) to comply with the U.L. and NEC electrical standards.

**COLD WATER CONNECTION**

One 3/4" GHT (Garden Hose Thread) connection for treated potable water.

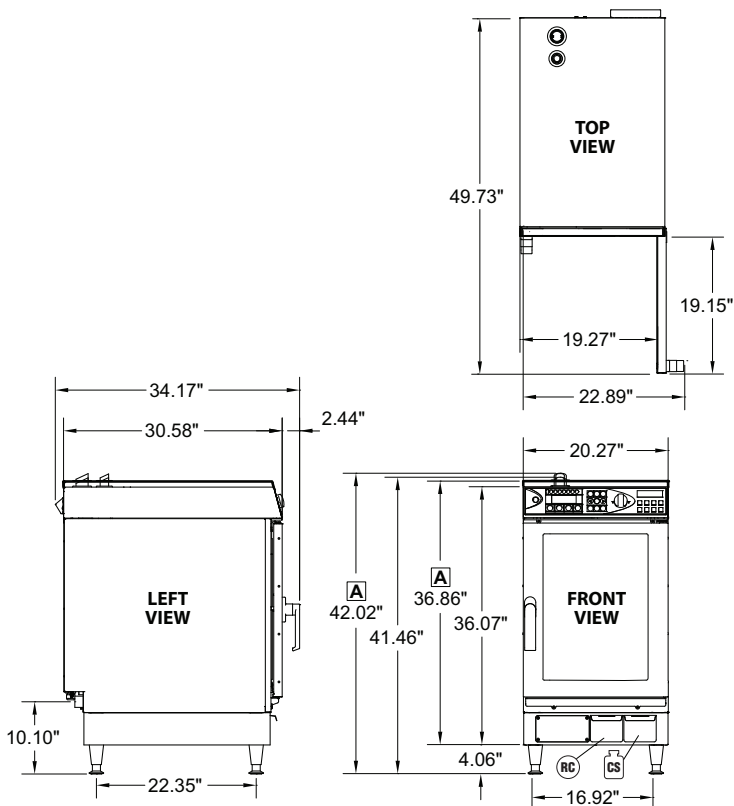


One 3/4" GHT (Garden Hose Thread) connection for untreated potable water.

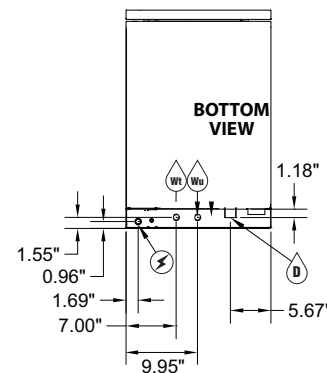
Use NSF approved hose. 35 PSI minimum, 60 PSI maximum.

NOTES:

Cleveland Range reserves right of design improvement or modification, as warranted.
 Many regional, state and local codes exist and it is the responsibility of the owner and installer to comply with the codes.
 Cleveland Range equipment is built to comply with applicable standards for manufacturers.

**MODEL SHOWN WITH OPTIONAL AUTOMATIC CLEANING SYSTEM**

A - For easyToUCH control option

**DRAIN CONNECTION**

1 1/2" Tube. Do not connect other units to this drain. Drain line must be vented.



CONNECTION FOR CONVOClean CLEANING SOLUTION (Available as an option)



CONNECTION FOR CONVOCare RINSE SOLUTION (Available as an option)

SERVICE CLEARANCES

3" left, 3" right, 3" rear, allow 20" on top for service.

Allow for sufficient distance if a "high heat source" (i.e. Broiler) is located next to the unit.

AGENCY APPROVALS**SHIPPING WEIGHT**

215 lbs.