

Continental

Refrigerator

SHALLOW DEPTH REACH-IN FREEZERS

Operating with Environmentally Safe, CFC-free R-404A Refrigerant

Standard Features



1FS



3FS



2FS

- Modern, State-of-the-Art Styling
- Performance Rated Refrigeration System Designed for 0°F Cabinet
- 3" Non-CFC Polyurethane Foam Insulation
- Chrome Plated Flow Line Handles
- Cam-Action Lift-Off Hinges
- Self-Closing Doors
- Automatic Interior Lighting
- Magnetic Snap-In Door Gasket
- Cylinder Lock in Each Door
- Automatic Electric Condensate Evaporator
- 5" Casters
- Heavy-Duty, Epoxy-Coated Steel Shelves
- External Dial Thermometer
- Automatic Electric Defrost

Standard (S/S Front, Aluminum End Panels & Interior)
Suffix SA (S/S Exterior, Aluminum Interior)
Suffix SS (S/S Exterior & Interior)

Models Available

- Half Door
- Remote
- Pass-Thru
- Shallow Depth
- Hinged Glass Doors

Optional Features & Accessories

- Stainless Steel Case Back
- Pan Slide Assemblies
- Increased Refrigeration Systems
- Stainless Steel Shelves
- Digital Thermometer
- Rehinging of Doors
- Legs



SHALLOW DEPTH FREEZERS

CHARACTERISTICS	1FS	2FS	3FS
	One Section Reach-In	Two Section Reach-In	Three Section Reach-In
DIMENSIONAL DATA			
Net Capacity (cu. ft.)	16	32	50
Width, Overall (in.)	26	52	78
Depth, Overall (Incl. Hdls.) (in.)	29 ¹ / ₂	29 ¹ / ₂	29 ¹ / ₂
Depth (Less Door(s)) (in.)	26	26	26
Depth (Doors(s) Open 90°) (in.)	49 ³ / ₈	49 ³ / ₈	49 ³ / ₈
Clear Door Width (in.)	19 ³ / ₈	19 ³ / ₈	19 ³ / ₈
Clear Full-Door Height (in.)	58 ⁵ / ₈	58 ⁵ / ₈	58 ⁵ / ₈
Clear Half-Door Height (in.)	27 ¹ / ₂	27 ¹ / ₂	27 ¹ / ₂
Height, Overall (Inc. 5" Casters)(in.)	82 ¹ / ₄	82 ¹ / ₄	85 ³ / ₄
No. of Full Door(s)	1	2	3
No. of Half Door(s)	2	4	6
No. of Shelves	3	6	9
Shelf Area (sq. ft.)	20.4	40.8	61.2
Tray Slide Capacity (Half)	11 ea.	11 ea.	11 ea.
Tray Slide Capacity (Full)	24 ea.	24 ea.	24 ea.

REFRIGERATION DATA	1FS	2FS	3FS
Condensing Unit Size (H.P.)	1/3	1/2	3/4
Capacity (BTU/Hr)*	1590	2470	3575

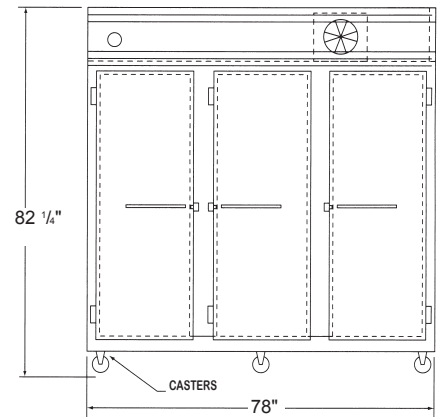
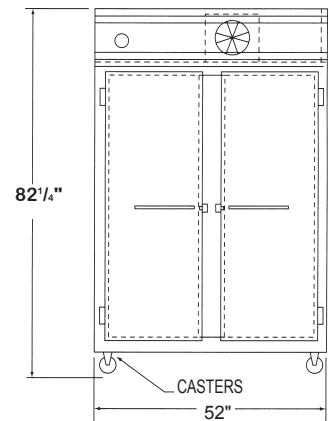
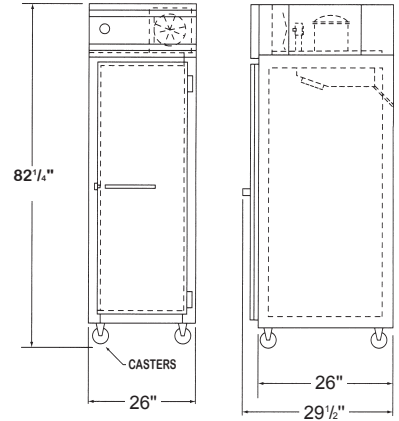
ELECTRICAL DATA	1FS	2FS	3FS
Cabinet Specifications	115/60/1	115/60/1	115/208-230/60/1
Feed Wires (Incl. Ground)	3	3	4
Condensing Unit Specs.	115/60/1	115/60/1	208-230/60/1
Total Amperes	7.6	9.8	9.3
Cabinet Amperes	1.6	1.9	2.9
Defrost Amperes	5.2	6.5	9.6
Power Supply Cord	yes	yes	no

SHIPPING DATA	1FS	2FS	3FS
Height – crated (in.)	85 ¹ / ₂	85 ¹ / ₂	85 ¹ / ₂
Width – crated (in.)	31 ⁵ / ₈	64	90
Depth – crated (in.)	42	42	42
Volume – crated (cu.ft.)	65	133	187
Weight Std – crated (lbs.)	325	555	790
Weight SS – crated (lbs.)	385	635	905
Weight Std – uncrated (lbs.)	225	385	580
Weight SS – uncrated (lbs.)	285	465	695

* Rating @ -15°F Evaporator, 90° Ambient

Note: All specifications subject to change without notice.

Note: If the cabinet is located directly against wall and/or under low ceiling, a minimum clearance of 12" is required.



Continental

Refrigerator

A Division of National Refrigeration & A/C Products, Inc.
 539 Dunksferry Road Bensalem, PA 19020
 (800) 523-7138 Fax: (215) 244-9579
www.continentalrefrigerator.com