

# Continental

*Designer-line*  
REFRIGERATORS

**Refrigerator**

**FISH FILE  
REFRIGERATORS**

Utilizing Environmentally Safe, CFC-free R-134a Refrigerant



DL1RS-SS-F



DL2RS-SS-F

## Standard Features

- Modern, State-of-the-Art Styling
- Specially Designed For Fresh Fish Storage on Crushed Ice
- Performance Rated Refrigeration System Utilizing Environmentally Safe R-134a Refrigerant
- 3" Non-CFC Polyurethane Foam Insulation
- Plasticized Fin Coil
- External Dial Thermometer
- Anti-Sweat Drawer Heaters
- Chrome-Plated Hardware
- Heavy-Duty Diecast Flowline Handle
- Automatic Electric Condensate Evaporator
- One Piece Snap-In Magnetic Gaskets
- Easy Glide Drawers
- Heavy Duty Drawer Track
- Adjustable 6" Stainless Steel Legs
- Stainless Steel Exterior and Interior

## OPTIONAL FEATURES & ACCESSORIES

- Heavy Duty Casters
- Remote Models
- Consult Factory

### Refrigeration System

A "Performance Rated", air-cooled, hermetically sealed, capillary type refrigeration system is installed on the top of each model. Plasticized finned coil and air circulating fans are contained within an easily accessible low profile interior ceiling mounted housing. Our refrigeration system, fully charged with R-134a refrigerant, is designed to maintain 38°-40°F Fahrenheit while operating with an unrestricted air supply in an ambient temperature of 100° Fahrenheit. All evaporator condensate water is directed to the bottom where there is an automatic electric condensate vaporizer. A strict quality assurance team inspects all materials and components to certify that each model conforms to the most exacting standards. All models are performance tested for a minimum of 16 hours prior to crating.

### Cabinet Construction

All materials are of top quality, assembled to conform with strict quality-assurance requirements. The cabinet front and doors are constructed of heavy-gauge polished stainless steel for durability. All cabinet joints and seams are sealed vapor-tight. Case is of all metal, welded construction and internally supported and braced for a rigid unit construction. Cabinet design eliminates overlapping panels with raw edges. Cabinet body and doors are insulated with non-CFC, foamed-in-place polyurethane foam with an average thickness of 3 inches to ensure increased energy efficiency. Full-length louvered air grille located above the doors allows equal air circulation to the condensing unit. Easily removable, low-wattage, anti-sweat drawer heaters concealed by a non-metallic, non-conductive, high-impact thermal breaker strip eliminate condensate build-up on the cabinet front. Cabinets are equipped with 6-inch adjustable stainless steel legs.

### Drawer Construction

Drawer fronts and backs are constructed of heavy gauge, polished stainless steel with heavy duty, safety grip, chrome plated handles. All drawer fronts are insulated with non-CFC polyurethane foam insulation. Full extension, lift-out type drawer frames are of heavy gauge, welded stainless steel mounted on heavy duty, easy glide, self closing drawer slides. Each drawer is supplied with a sturdy, removable pan 16" wide x 18<sup>7</sup>/<sub>8</sub>" long x 6" deep. Self adjusting, full perimeter, magnetic snap-in gaskets guarantee a positive seal. Condensation from pans and water from ice is drained by drawer gutters to the floor of the cabinet where a 1" male pipe connection can be made to a floor drain.



# Designer line

REFRIGERATORS

	DL1RS-SS-F One Section	DL2RS-SS-F Two Section
<b>DIMENSIONAL DATA</b>		
Net Capacity (cu.ft.)	16	32
Net Capacity of Drawers Overall (cu.ft.)	4.1	8.2
Width, Overall (in.)	26	52
Depth, Overall (Incl. Hlds.) (in.)	29 <sup>3</sup> / <sub>8</sub>	29 <sup>3</sup> / <sub>8</sub>
Depth (Less Drawers(s)) (in.)	25 <sup>7</sup> / <sub>8</sub>	25 <sup>7</sup> / <sub>8</sub>
Depth (Drawers Open) (in.)	49 <sup>1</sup> / <sub>2</sub>	49 <sup>1</sup> / <sub>2</sub>
Clear Drawer Width (in.)	19 <sup>3</sup> / <sub>8</sub>	19 <sup>3</sup> / <sub>8</sub>
Clear Drawer Height (in.)	11	11
Height, Overall (Incl. 6" Legs) (in.)	83 <sup>1</sup> / <sub>4</sub>	83 <sup>1</sup> / <sub>4</sub>
Number of Drawers	4	8
Drawer Pan (WxLxD)	16 x 18 <sup>3</sup> / <sub>8</sub> x 6	16 x 18 <sup>3</sup> / <sub>8</sub> x 6

**REFRIGERATION DATA**

Condensing Unit Size (H.P.)	1/4	1/3
Capacity (BTU/Hr)*	1940	2560

**ELECTRICAL DATA**

Cabinet Specifications	115/60/1	115/60/1
Feed Wires (Incl. Ground)	3	3
Condensing Unit Specs.	115/60/1	115/60/1
Total Amperes	6.9	9.1
Cabinet Amperes	1.6	1.9
Defrost Amperes	-	-
Power Supply Cord	yes	yes

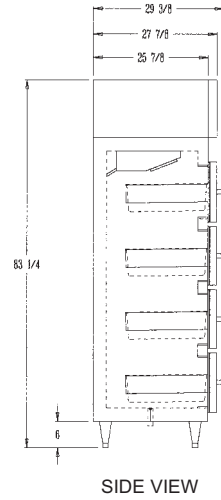
**SHIPPING DATA**

Height – crated (in.)	85 <sup>1</sup> / <sub>2</sub>	85 <sup>1</sup> / <sub>2</sub>
Width – crated (in.)	31 <sup>5</sup> / <sub>8</sub>	64
Depth – crated (in.)	42	42
Volume – crated (cu. ft.)	65	133
Weight Std – crated (lbs.)	320	535
Weight SS – crated (lbs.)	380	615
Weight Std – uncrated (lbs.)	220	365
Weight SS – uncrated (lbs.)	280	445

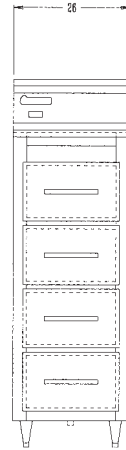
\*Rating @ +25°F Evaporator, 90° Ambient

Note: If the cabinet is located directly against wall and/or under low ceiling, a minimum clearance of 2" is required.

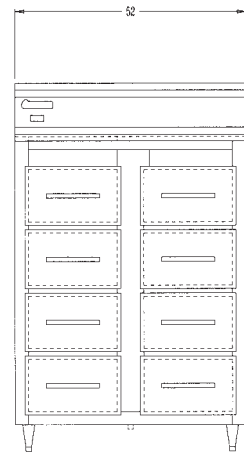
Note: All specifications subject to change without notice.



SIDE VIEW



DL1RS-SS-F  
FRONT VIEW



DL2RS-SS-F  
FRONT VIEW

**Continental**  
Refrigerator

A Division of National Refrigeration & A/C Products, Inc.  
539 Dunksferry Road Bensalem, PA 19020  
(800) 523-7138 Fax: (215) 244-9579  
www.continentalrefrigerator.com