

Continental

Designer line
REFRIGERATORS

Refrigerator

**EXTRA-WIDE
SHALLOW DEPTH
REFRIGERATORS**

Utilizing Environmentally Safe, CFC-free R-134a Refrigerant



DL1RES-SS

DL2RES-SS

Other Models Available

- DL1RXS-SS

Models Available

- DL1RES
- DL1RXS
- DL2RES

Standard Features

- Modern, State-of-the-Art Styling Performance
- Rated "Plug" Refrigeration System Utilizing Environmentally Safe R-134a Refrigerant
- 3" Non-CFC Polyurethane Foam Insulation
- Chrome-Plated Flow Line Handles
- Cam-Action Lift-Off Hinges
- Self-Closing Doors
- Magnetic Snap-In Door Gaskets
- Cylinder Lock in Each Door
- Automatic Hot Gas Condensate Evaporator
- Adjustable 6" Stainless Steel Legs
- Heavy-Duty, Epoxy-Coated Steel Shelves
- External Digital Thermometer

Standard (S/S Front, Aluminum Ends & Interior)

Suffix SA (S/S Exterior, Aluminum Interior)

Suffix SS (S/S Exterior & Interior)

Refrigeration System

A "performance rated" air cooled hermetically sealed, capillary-type refrigeration system is installed on the top of each refrigerator. Plasticized fin coil and air circulating fans are contained within a concealed "plug"-type insulated housing, readily accessible on top of the cabinet and separate from the food zone to increase food storage capacity. The entire "plug" system is fully charged with environmentally safe R-134a refrigerant and mounted on a sturdy steel, rail-type base which can be easily removed if freezer conversion is desired. Refrigerators are designed to maintain 38 to 40 degrees Fahrenheit (3 to 5 degrees Centigrade) while operating with an unrestricted air supply in a maximum ambient temperature of 100 degrees Fahrenheit. All condensate water is evaporated by an automatic non-electric, corrosion-resistant condensate evaporator. A strict quality-assurance team inspects all materials and components to certify that each model conforms to the most exacting standards. All models are factory performance-tested for a minimum of 16 hours prior to crating.

Cabinet Construction

All materials are of top quality, assembled to conform with strict quality-assurance requirements. The cabinet front and doors are constructed of heavy-gauge polished stainless steel for durability. All cabinet joints and seams are sealed vapor-tight. Case is of all metal, welded construction and internally supported and braced for a rigid unit construction. Cabinet design eliminates overlapping panels with raw edges. Cabinet body and doors are insulated with non-CFC, foamed-in-place polyurethane foam with an average thickness of 3 inches to ensure increased energy efficiency. Full length louvered air grille located above the doors allows equal air circulation to the condensing unit. Easily removable, low wattage, anti-sweat door heaters concealed by a non-metallic, non-conductive, high impact thermal stainless steel breaker strip and cover eliminate condensate build-up on the cabinet front. Automatic interior lighting is controlled by door openings. Cabinets are equipped with 6-inch adjustable stainless steel legs.

Shelving

Shelves are designed for heavy-duty use with .306" diameter frame and brace members and .140" diameter fill wires spaced 3/4" apart. Shelves are welded steel and epoxy-coated for a durable, long, rust-free service life, mounted on studs. A wide door opening allows the use of a variety of optional pan and tray slide types.

Door Construction

Door shells are constructed of heavy-gauge stainless steel and are internally braced and urethane-foam-insulated for rigidity. Door corners are of welded construction and polished. Replaceable snap-in door gaskets are self-adjusting, heavy-duty, magnetic type. Door handles and hinges are chrome-plated and non-corrosive. Doors are provided with built-in cylinder locks which are keyed alike. Hinges are cam-action, lift-off type featuring positive safety stop at 120 degrees.



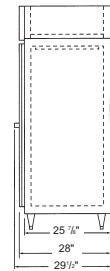
c



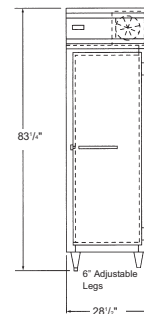
Designer line

REFRIGERATORS

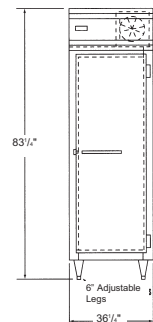
CHARACTERISTICS	DL1RES-SS One Section		DL1RXS-SS One Section-Extrawide		DL2RES-SS Two Section	
	Reach-In	Pass-Thru	Reach-In	Pass-Thru	Reach-In	Pass-Thru
DIMENSIONAL DATA						
Net Capacity (cu. ft.)	22	22	24	24	52	52
Width, Overall (in.)	28 ¹ / ₂	28 ¹ / ₂	36 ¹ / ₄	36 ¹ / ₄	57	57
Depth, Overall Incl. Hlds. (in.)	29 ¹ / ₂	33	29 ¹ / ₂	33	29 ¹ / ₂	33
Depth (Less Door(s) (in.)	25 ⁷ / ₈	25 ⁷ / ₈	25 ⁷ / ₈	25 ⁷ / ₈	25 ⁷ / ₈	25 ⁷ / ₈
Depth (Doors(s) Open 90°) (in.)	51 ⁷ / ₈	77 ⁷ / ₈	59 ⁵ / ₈	93 ⁷ / ₈	51 ⁷ / ₈	77 ⁷ / ₈
Clear Door Width (in.)	21 ⁷ / ₈	21 ⁷ / ₈	29 ⁵ / ₈	29 ⁵ / ₈	21 ⁷ / ₈	21 ⁷ / ₈
Clear Full-Door Height (in.)	58 ⁵ / ₈	58 ⁵ / ₈	58 ⁵ / ₈	58 ⁵ / ₈	58 ⁵ / ₈	58 ⁵ / ₈
Clear Half-Door Height (in.)	27 ¹ / ₂	27 ¹ / ₂	27 ¹ / ₂	27 ¹ / ₂	27 ¹ / ₂	27 ¹ / ₂
Height, Overall (Incl. 6" Legs)(in.)	83 ¹ / ₄	83 ¹ / ₄	83 ¹ / ₄	83 ¹ / ₄	83 ¹ / ₄	83 ¹ / ₄
Full Door(s)	1	2	1	2	2	4
Half Door(s)	2	4	2	4	4	8
Shelves	3	3	3	3	6	6
Shelf Area (sq. ft.)	20.4	20.4	24.4	24.4	40.8	40.8
REFRIGERATION DATA						
Condensing Unit Size (H.P.)	¹ / ₄	¹ / ₄	¹ / ₄	¹ / ₄	¹ / ₃	¹ / ₃
Capacity (BTU/Hr)**	1940	1940	2190	2190	2560	2560
ELECTRICAL DATA						
Cabinet Specifications	115/60/1	115/60/1	115/60/1	115/60/1	115/60/11	115/60/1
Feed Wires (Incl. Ground)	3	3	3	3	3	3
Condensing Unit Specs.	115/60/1	115/60/1	115/60/1	115/60/1	115/60/1	115/60/1
Total Amperes	6.9	7.2	7.1	7.4	9.1	9.8
Cabinet Amperes	1.6	1.9	1.8	2.1	1.9	2.6
Defrost Amperes	-	-	-	-	-	-
Power Supply Cord	yes	yes	yes	yes	yes	yes
SHIPPING DATA						
Height – crated (in.)	85 ¹ / ₂	85 ¹ / ₂	85 ¹ / ₂	85 ¹ / ₂	85 ¹ / ₂	85 ¹ / ₂
Width – crated (in.)	31 ⁵ / ₈	31 ⁵ / ₈	42	42	64	64
Depth – crated (in.)	42	42	42	42	42	42
Volume – crated (cu.ft.)	66	66	87	87	133	133
Weight Std – crated (lbs.)	340	370	440	445	575	645
Weight SS – crated (lbs.)	420	430	500	505	655	715
Weight Std – uncrated (lbs.)	240	270	340	345	405	465
Weight SS – uncrated (lbs.)	300	330	400	405	485	545



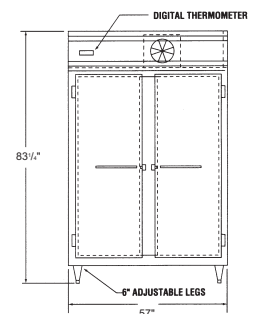
SIDE VIEW



DL1RES-SS
FRONT VIEW



DL1RXS-SS
FRONT VIEW



DL2RES-SS
FRONT VIEW

**Rating @ +25°F Evaporator, 90° Ambient

Note: All specifications subject to change without notice.

Note: If the cabinet is located directly against wall and/or under low ceiling, a minimum clearance of 2" is required.

Cabinet upper side panels and refrigeration plug system can be easily removed and reinstalled at installation site where space limitations are confining.

Continental

Refrigerator

A Division of National Refrigeration & A/C Products, Inc.
539 Dunksferry Road Bensalem, PA 19020
(800) 523-7138 Fax: (215) 244-9579
www.continentalrefrigerator.com