



Energy
MIZER®

AH/C
Chemical Sanitizing
Single Rack Straight/Corner
Dishwashers

MODEL AH



MODEL C

FEATURES:


- 40 racks / 160 covers per hour.
- All stainless steel construction assures long life and years of trouble free operation.
- Unique spray arm system features upper and lower stainless steel wash arms with reinforced end caps. Specially designed pull-pins allow wash arms to be easily removed for cleaning.
- Pump purging system improves results by eliminating soil and chemical carryover during rinse cycle.
- Top mounted controls include built-in chemical pumps and deliming system that assures proper chemical usage.
- Auto start/stop makes operation safe and easy.
- Integrated scrap tray prevents food soil from entering drain system.
- Water inlet comes with built-in strainer, prevents debris from clogging the water valve.
- Dishmachine comes with 2 dishracks.
- Stainless steel impeller offers extended life and service.

Available Options

- Solid/Powder Dual Bowl Dispenser
- CMA Temp-Sure™ (Self contained 12kW heater)
- Sanitizer Alarm
- Stainless Steel Dishtables
- Alternative Cycle Times
- Alternative Electrical Available



Optional Temp-Sure™ heater assures a continuous supply of 140°F hot water that guarantees excellent results.



Unique pull-pin design allows wash arms to be easily removed for cleaning.




Bowl option available for capsule dispensed products.



Built-in Poly Pro™ scrap accumulator. With stainless steel drawer and lid.



Top mounted controls include built-in chemical pumps and deliming system that assures proper chemical usage.



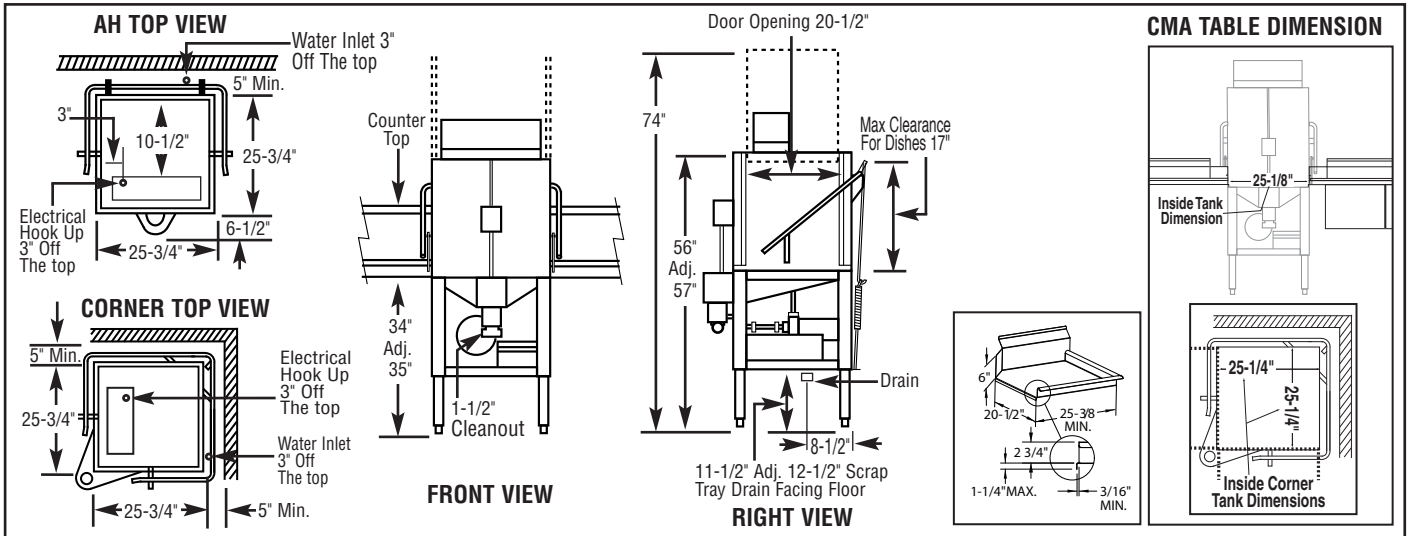
Pump purging system improves results by eliminating soil and chemical carryover during rinse cycle.





AH/C
Chemical Sanitizing
Single Rack Straight/Corner
Dishwashers

WARNING: Plumbing connections must be made by a qualified service company who will comply with all available Federal, State, and Local Health, Plumbing and Safety codes.



Specifications:

| MODEL AH/C | USA | METRIC | USA | METRIC |
|---|----------------------|-----------------------|---|--|
| OPERATING CAPACITY RACKS PER HOUR (NSF RATED) | 40 | 40 | WASH PUMP MOTORS HP | 1 |
| OPERATING CYCLE WASH TIME-SEC RINSE TIME-SEC DWELL TIME-SEC TOTAL CYCLE TIME | 45 30 15 90 | 45 30 15 90 | DIMENSIONS DEPTH WIDTH (OUTSIDE DIMENSION) HEIGHT STANDARD TABLE HEIGHT MAXIMUM CLEARANCE FOR DISHES | 25-3/4" 25-3/4" 56"-57" (142.2cm-144.8cm) 34" (86cm) 17" (43cm) |
| WASH TANK CAPACITY | 1.7 GAL. | (6.45 L) | STANDARD DISHRACK DIMENSIONS | 1 19-3/4"X19-3/4" (50X50cm) |
| PUMP CAPACITY | 52 GPM | (197 LPM) | ELECTRICAL RATING | VOLTS 115 AMPS 16 |
| OPERATING TEMPERATURE REQUIRED RECOMMENDED | 120°F 140°F | (49°C) (60°C) | SHIPPING WEIGHT APPROXIMATE | 270# (122.5kg) |
| WATER CONSUMPTION PER RACK PER HOUR | 1.7 GAL. 74 GPH | (6.45 L) (280 LPH) | | |
| WATER REQUIREMENTS WATER INLET DRAIN-I.P.S. | 3/4" 2" | (1.9cm) (5.1cm) | | |

Summary Specifications: Model AH/C


CMA Energy Mizer model AH and model C low temperature, chemical sanitizing commercial dishwashers meet NSF, UL and CSA sanitation and construction standards WITHOUT the use of BOOSTER or TANK HEATERS. The models AH and C are constructed entirely of stainless steel. Each unit automatically washes, rinses and sanitizes food service utensils in standard 19-3/4" x 19-3/4" racks. Unit comes standard with upper and lower stainless steel wash arms. The model AH and model C incorporate a pump purging system that improves results by eliminating soil and chemical carryover during rinse cycle. **Note: These machines do not have built-in heaters, therefore produce no steam.**






CMA TEMP-SURE™

Hot Water Assurance System
For Dump And Fill Style
Dishwashers



FEATURES:


- Specifically designed to maintain proper rinse temperatures in dump and fill style dishwasher.
- 12kW industrial heater is proven to be more durable than commercial style heater.
- Fast recovery, 40° rise in 90 seconds.
- Available 208/240 volt, single or three phase for flexible applications.
- Universal mounting system fits all single tank CMA models and most competitor model dishwashers.
- Free standing units also available.



MODEL AH WITH TEMP-SURE™ HEATER



Temp-Sure™ shown as a free standing unit.



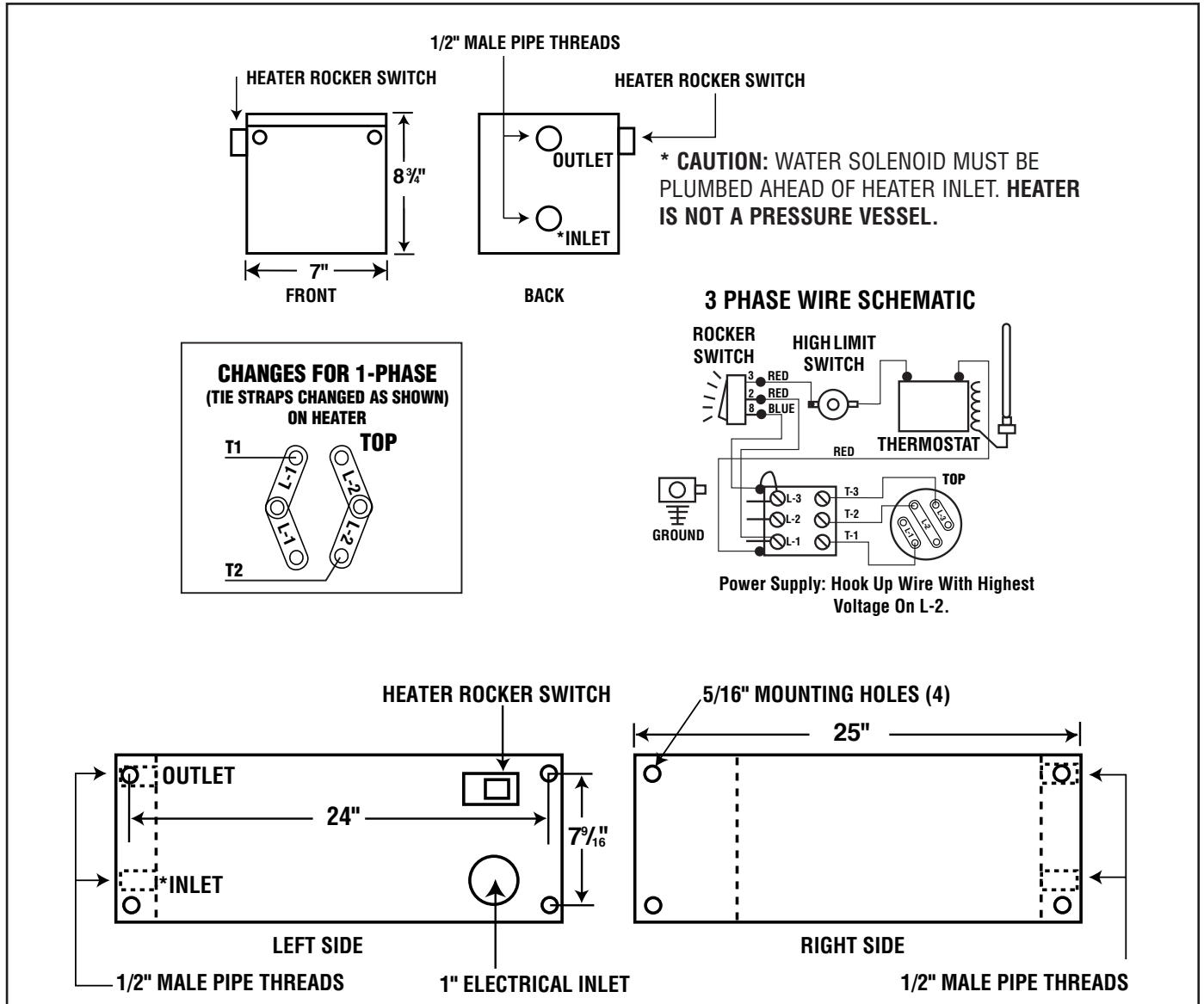
MODEL C WITH TEMP-SURE™ HEATER



CMA TEMP-SURE™

Hot Water Assurance System
For Dump And Fill Style
Dishwashers

WARNING: Plumbing connections must be made by a qualified service company who will comply with all available Federal, State, and Local Health, Plumbing and Safety codes.



The CMA-Temp-Sure™ option assures a continuous supply of 140°F hot water resulting in excellent dishmachine performance. The heater is custom-designed for fill and dump CMA single tank dishwashers as a factory added option or an infield add-on. The heater will also fit most competitor's single tank dishmachines.

SPECIFICATIONS:

| MODEL: CMA TEMP-SURE™ | USA | METRIC |
|---------------------------|--------------|--------------|
| MIN. INCOMING WATER TEMP. | 100°F | (55°C) |
| RISE | 40°F | (22°C) |
| AVAILABLE HOT WATER | 90 GPH | (341LPH) |
| HEATER TANK CAPACITY | 2.6 GAL | (9.8L) |
| ELECTRICAL RATING | VOLTS | PHASE |
| | 208 | 1 |
| | 240 | 1 |
| | 208 | 3 |
| | 240 | 3 |
| | | AMPS |
| | | 44 |
| | | 51 |
| | | 26 |
| | | 30 |

