



**CORNER DOUBLE (CB)
(extended wrapper)**

Chemical Sanitizing
Double Rack Corner Dishwasher

"NEW"
3 Inches Taller and
20 Inch Clearance For
Dishes




**RIGHT FRONT DOOR
CONFIGURATION SHOWN**
AVAILABLE IN EITHER RIGHT OR
LEFT CONFIGURATION.

FEATURES:


- 80 racks / 320 covers per hour.
- Economical to operate.
- All stainless steel construction assures long life and years of trouble free operation.
- Unique spray arm system features 4 upper and lower stainless steel wash arms with reinforced end caps. Specially designed pull-pins allow wash arms to be easily removed for cleaning.
- Pump purging system improves results by eliminating soil and chemical carryover during rinse cycle.
- Top mounted controls include built-in chemical pumps and deliming system that assures proper chemical usage.
- Auto start/stop makes operation safe and easy.
- Built-in Poly Pro™ scrap accumulator *with all stainless steel drawer* prevents food soil from entering drain system.

Available Options


- Frame mounted CMA Temp-Sure (40°F rise 12kW booster heater)
- Sanitizer Alarm
- Stainless Steel Dishtables
- Alternative Electrical Available



Optional Temp-Sure™ heater assures a continuous supply of 140°F hot water that assures excellent results.



Unique pull-pin design allows wash arms to be easily removed for cleaning.



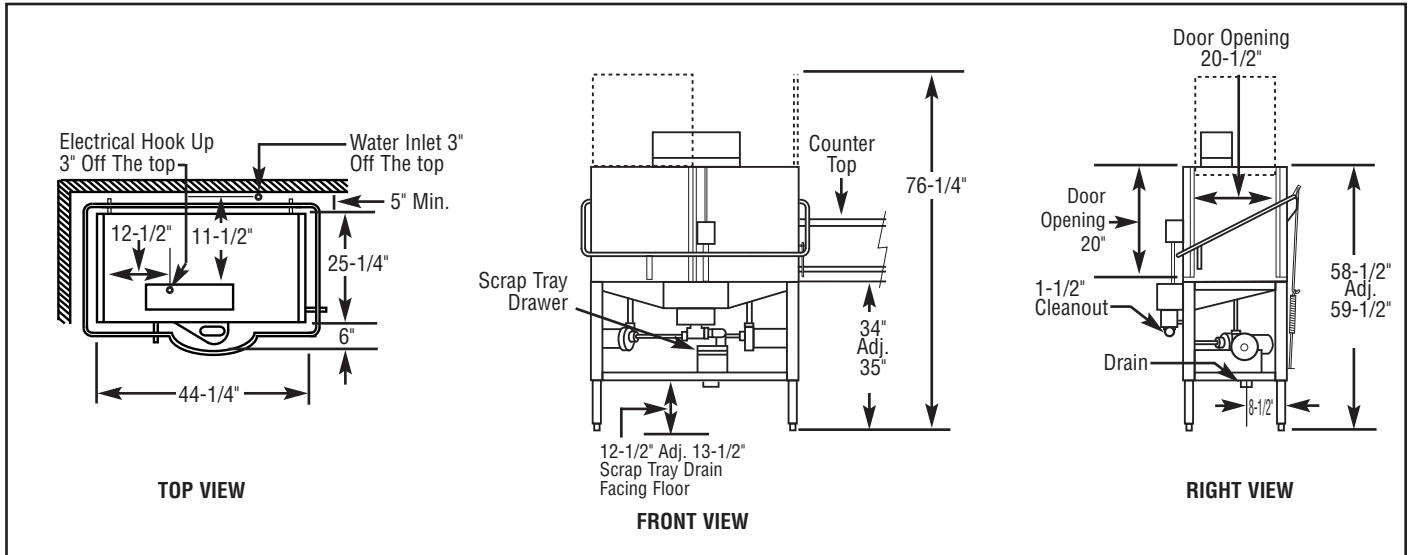
Pump purging system improves results by eliminating soil and chemical carryover during rinse cycle.





CORNER DOUBLE (CB)
(extended wrapper)
 Chemical Sanitizing
 Double Rack Corner Dishwasher

WARNING: Plumbing connections must be made by a qualified service company who will comply with all available Federal, State, and Local Health, Plumbing and Safety codes.



Specifications:

MODEL CB	USA	METRIC	USA	METRIC
OPERATING CAPACITY RACKS PER HOUR (NSF RATED)	80	80	WASH PUMP MOTORS HP (2)	1
OPERATING CYCLE WASH TIME-SEC RINSE TIME-SEC DWELL TIME-SEC TOTAL CYCLE TIME	45 30 15 90	45 30 15 90	DIMENSIONS DEPTH WIDTH HEIGHT STANDARD TABLE HEIGHT MAXIMUM CLEARANCE FOR DISHES	25-1/4" (64cm) 44-1/4" (112cm) 58-1/2"-59-1/2" (149-151cm) 34" (86cm) 20" (43cm)
WASH TANK CAPACITY	3.0 GAL.	(11.4 L)	STANDARD DISHRACK DIMENSIONS	2 19-3/4"X19-3/4" (50X50cm)
PUMP CAPACITY	104 GPM (2 Pumps)	(394 LPM)	ELECTRICAL RATING	VOLTS 115 AMPS 30
OPERATING TEMPERATURE REQUIRED RECOMMENDED	120°F 140°F	(49°C) (60°C)	SHIPPING WEIGHT APPROXIMATE	382# (173kg)
WATER CONSUMPTION PER CYCLE PER HOUR	3.0 GAL. 118.4 GPH	(11.35 L) (446 LPH)		
WATER REQUIREMENTS WATER INLET DRAIN-I.P.S.	3/4" 2"	- -		

Summary Specifications: Model CB

CMA Energy Mizer model CB low temperature, chemical sanitizing commercial dishwasher meets NSF, UL and CSA sanitation and construction standards WITHOUT the use of BOOSTER or TANK HEATERS. The model CB is constructed entirely of stainless steel. Each unit automatically washes, rinses and sanitizes food service utensils in standard 19-3/4" x 19-3/4" racks. Unit comes standard with upper and lower stainless steel wash arms. The model CB incorporates a pump purging system that improves results by eliminating soil and chemical carryover during rinse cycle. **Note: This machine does not have built-in heaters, therefore produces no steam.**

