




EST/EST-EXT
Chemical Sanitizing
Single Rack
Dishwashers




FEATURES:


- **ENERGY STAR® Approved.**
- 40 racks / 160 covers per hour.
- Economical to operate. Uses only **1.09** gallons of water per cycle.
- All stainless steel construction assures long life and years of trouble free operation.
- Top mounted controls include built-in chemical pumps and delimiting system that assures proper chemical usage.
- Power drain saves space, eliminates noisy solenoid and external sump. Drains quickly.
- Available for straight or corner applications.
- Integrated scrap tray prevents food soil from entering drain system.
- Auto start/stop makes operation safe and easy.
- Unique sanitizing system provides instant sanitation and eliminates chlorine damage to the machine.

Available Options


- Sanitizer Alarm
- Alternative cycle times
72 Seconds
2 Minutes
3 Minutes
- Stainless Steel Dishtables
- CMA Temp-Sure™
- Solid Bowl Dispenser




Power drain saves space, eliminates noisy solenoid and external sump. Drains quickly.



Self cleaning pump screen eliminates operator error. Saves service calls.



Unique sanitizing system sanitizer injector is located close to pump, allowing sanitizing to take place immediately. Strategic location eliminates chlorine damage to the machine.



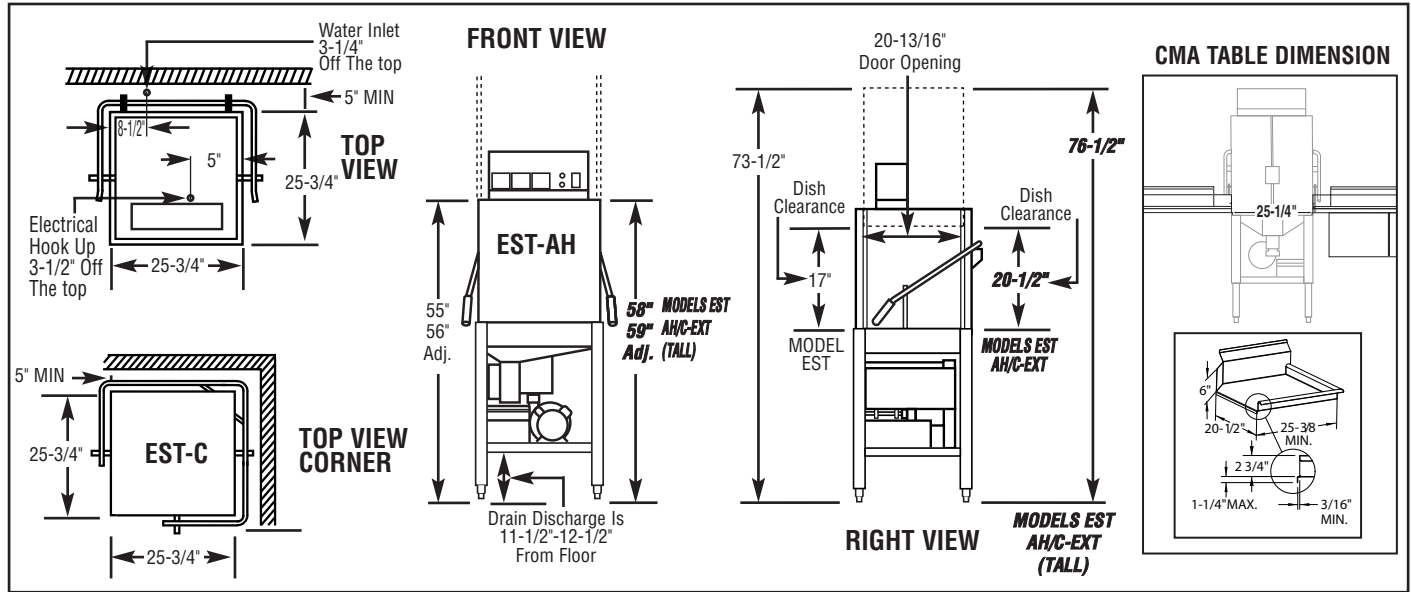
Built-in "Poly Pro"™ scrap accumulator.





EST/EST-EXT
Chemical Sanitizing
Single Rack
Dishwasher

WARNING: Plumbing connections must be made by a qualified service company who will comply with all available Federal, State, and Local Health, Plumbing and Safety codes.



Specifications:

MODEL EST	USA	METRIC		USA	METRIC
WATER CONSUMPTION			FRAME DIMENSIONS		
PER RACK	1.09 GAL.	(4.12L)	DEPTH	25-3/4"	(65.4cm)
PER HOUR	43.6 GPH	(165 L)	WIDTH	25-3/4"	(65.4cm)
WATER INLET	1/2"	(1.27cm)	HEIGHT	55"-56"	(140cm)
DRAIN	2"	(5.1cm)	STANDARD TABLE HEIGHT	34"	(86cm)
OPERATING CYCLE			EST MAXIMUM CLEARANCE HEIGHT FOR DISHES	17"	(43.2cm)
WASH TIME - SEC.	45	45	EST-EXT MAXIMUM CLEARANCE HEIGHT FOR DISHES	20-1/2"	(51.4cm)
RINSE TIME - SEC.	30	30	STANDARD DISHRACK		
DWELL	15	15	DIMENSIONS	1	1
TOTAL CYCLE	90	90		19-3/4"X19-3/4"	(50X50cm)
OPERATING CAPACITY			WASH PUMP MOTOR HP	1	1
RACKS PER HOUR	40	40	ELECTRICAL RATING		
WASH TANK CAPACITY	1.09 GAL.	(4.12 L)	VOLTS	115	AMPS
PUMP CAPACITY	52 GPM	(197 LPM)			16
OPERATING TEMPERATURE			SHIPPING WEIGHT		
REQUIRED	120°F	(49°C)	APPROXIMATE	273#	(124 kg)
RECOMMENDED	140°F	(60°C)			

Summary Specifications: Models EST/EST-EXT

The Energy Mizer model EST low temperature, chemical sanitizing commercial dishwasher meets UL Electrical and ETL Sanitation (NSF Standard 3) standards WITHOUT the use of BOOSTER or TANK HEATERS. Model EST is constructed entirely of stainless steel. Each unit automatically washes, rinses and sanitizes food service utensils in standard 20" x 20" racks. Unit comes with upper and lower stainless steel wash arms. **Note: This machine does not have built-in heaters, therefore produces no steam.**

Available Models


- EST-AH Straight
(17" Maximum clearance height for dishes)
- EST-C Corner
(17" Maximum clearance height for dishes)
- EST-AH-EXT (Straight Extended Height)
(20-1/2" Maximum clearance height for dishes)
- EST-C-EXT (Corner Extended Height)
(20-1/2" Maximum clearance height for dishes)






CMA TEMP-SURE™

Hot Water Assurance System
For Dump And Fill Style
Dishwashers



FEATURES:


- Specifically designed to maintain proper rinse temperatures in dump and fill style dishwasher.
- 12kW industrial heater is proven to be more durable than commercial style heater.
- Fast recovery, 40° rise in 90 seconds.
- Available 208/240 volt, single or three phase for flexible applications.
- Universal mounting system fits all single tank CMA models and most competitor model dishwashers.
- Free standing units also available.



MODEL AH WITH TEMP-SURE™ HEATER



Temp-Sure™ shown as a free standing unit.



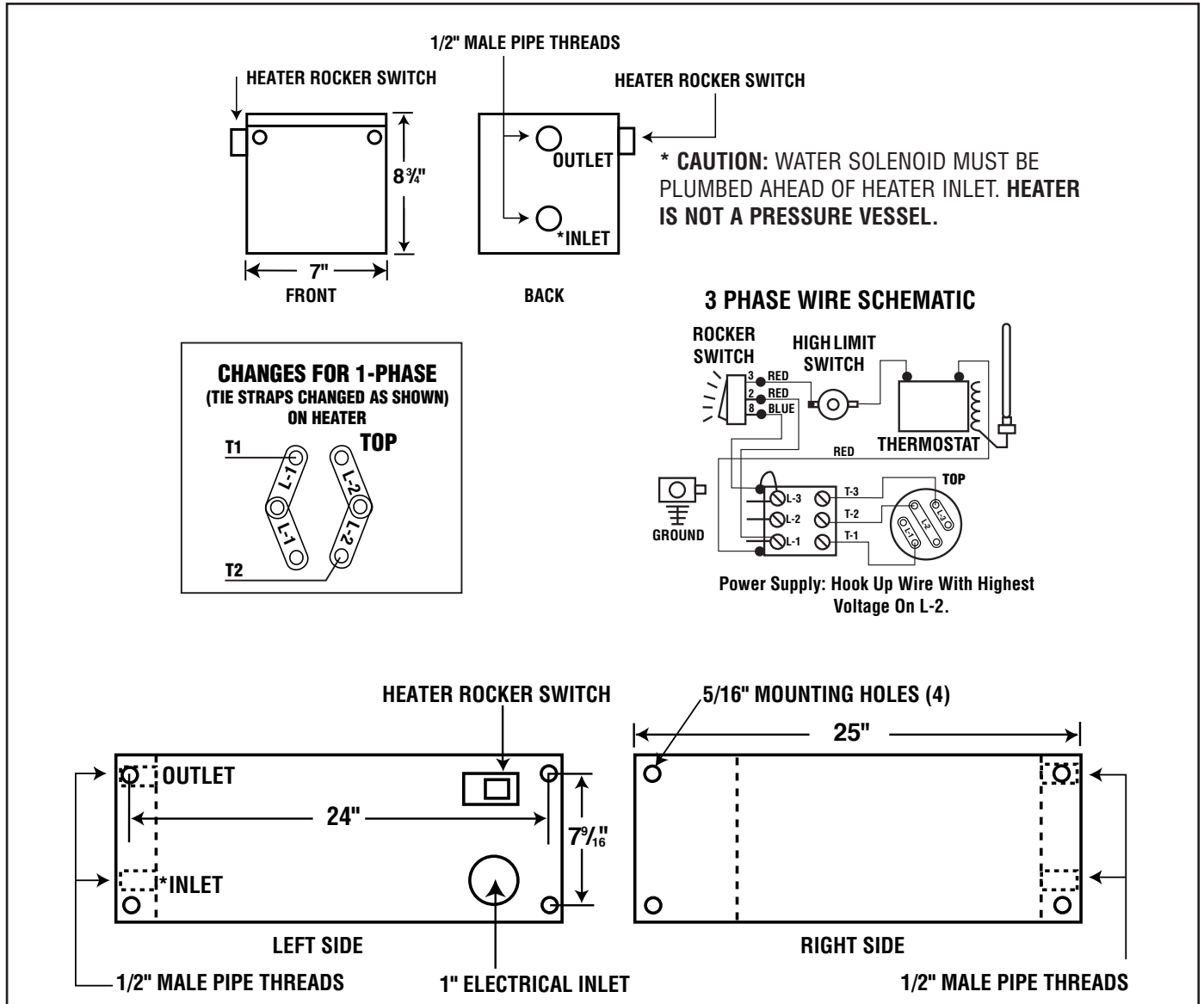
MODEL C WITH TEMP-SURE™ HEATER



CMA TEMP-SURE™

Hot Water Assurance System
For Dump And Fill Style
Dishwashers

WARNING: Plumbing connections must be made by a qualified service company who will comply with all available Federal, State, and Local Health, Plumbing and Safety codes.



The CMA-Temp-Sure™ option assures a continuous supply of 140°F hot water resulting in excellent dishmachine performance. The heater is custom-designed for fill and dump CMA single tank dishwashers as a factory added option or an infield add-on. The heater will also fit most competitor's single tank dishmachines.

SPECIFICATIONS:

MODEL: CMA TEMP-SURE™	USA	METRIC
MIN. INCOMING WATER TEMP.	100°F	(55°C)
RISE	40°F	(22°C)
AVAILABLE HOT WATER	90 GPH	(341LPH)
HEATER TANK CAPACITY	2.6 GAL	(9.8L)
ELECTRICAL RATING	VOLTS	PHASE
	208	1
	240	1
	208	3
	240	3
		AMPS
		44
		51
		26
		30

