

ACCESSORIES

PERIMETER BUMPER #1405-000

Non-marking reinforced gray rubber strip mounts to base of cabinet for protection. Adds 2" to depth and width.




CORNER BUMPERS #1056-002

Non-marking gray rubber strips mount to corners of cabinet base for protection. Adds 2" to depth and width.

PUSH HANDLE #1087-000

Stainless steel rod with donut bumper on each end mounts 40" from floor to back or side of cabinet (specify location). Provides maneuverability.



BAIL HANDLE KIT #1265-000

Two grip handles mounted to each side of cabinet 30" from floor for lifting and maneuvering. Drop to sides when not in use.

LOCK HASP (NON-INSULATED CABINETS) #1136-000

Hasp mounts to cabinet side, secures gravity latch in place with your padlock. Specify if right or left hinged door.




CASTER OPTIONS

Standard 5" dia. modulus casters can be substituted with polyurethane wheels of various diameters. Contact factory for casters available for your application.

FLOOR LOCK #1430

Lock cabinet to floor by easily depressing pedal with foot. Prevents cabinet "runaway" while loading or unloading (for use with 5" dia. casters only).



TOW BAR ASSEMBLY #6959

Extruded aluminum connecting bar assembly mounts to bases of cabinets for towing 2 or more units. Specify two casters on each cabinet to be rigid to prevent "fishtailing".

KOLD KEEPER

Information on catalog page A-19.



PAN SIZE CHART for Universal Angle Models (-UA)

Cres Cor adjustable universal angles are designed to hold trays and pans shown below and in illustration on right.

Quantity of angles and adjustment increments are found on the product catalog page.

PAN TYPES AND SIZES

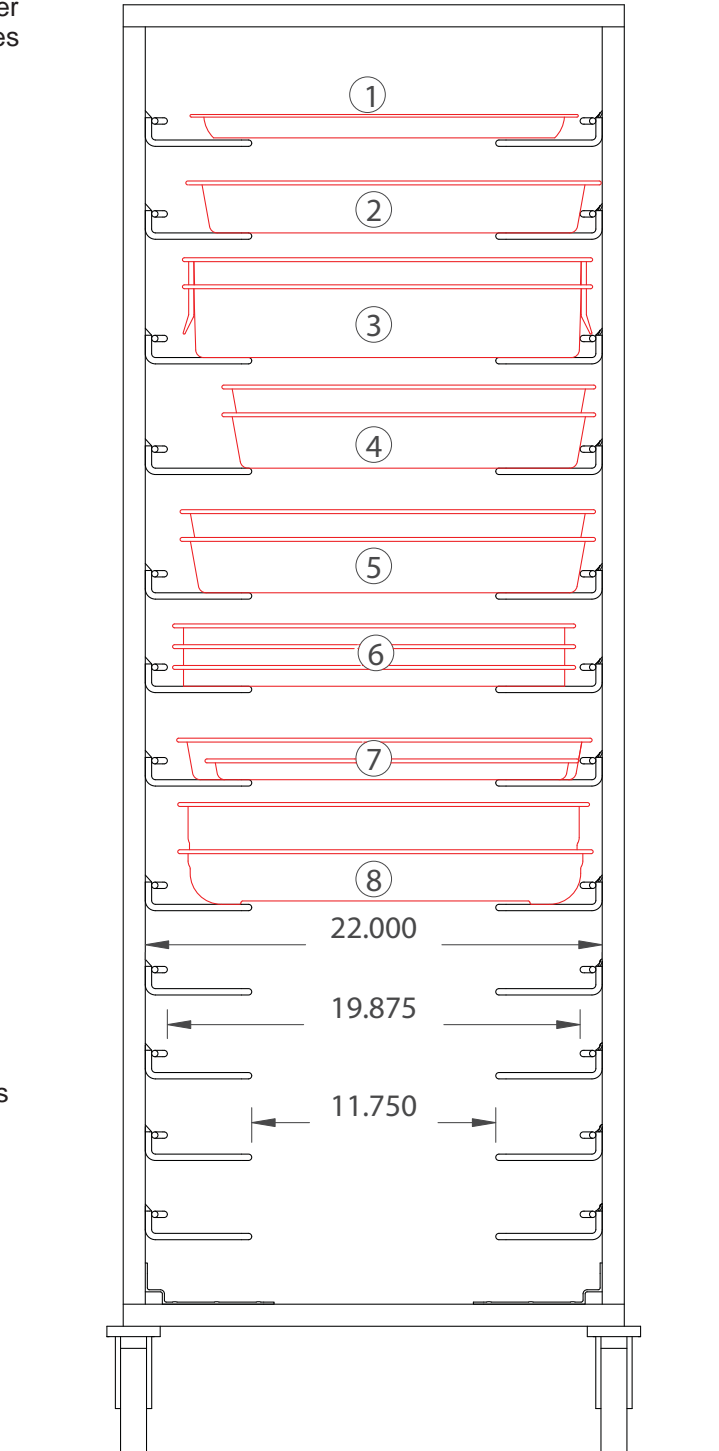
Capacity per set of angles

Maxi Pan (20-3/4" x 25-1/2" x 1-1/8")	1
1 European Standard Gastro-Norm Pan (20-3/4" x 25-1/2" x 3/4")	1
2 Steam Table Pan (12" x 20" x 2-1/2")	2
2 Steam Table Pan (12" x 20" x 4")	2
3 Roast Pan (10-7/8" x 19-3/4" x 3-1/2")	2
3 Roast Pan (10-7/8" x 19-3/4" x 2-1/4")	2
Roasting Pan (18" x 26" x 4")	1
4 Deep Roasting Pan (22-1/2" x 20-1/2" x 6-1/2")	1
Baking Pan (18" x 26" x 2")	1
5 Steam Table Pan (12" x 20" x 4")	2
5 Steam Table Pan (12" x 20" x 2")	2
Baking Pan (20" x 22" x 4")	1
6 Baking Pan (20" x 22" x 2")	1
Baking Pan (20" x 22" x 1")	1
7 Steam Table Pan (12" x 20" x 2")	2
7 Steam Table Pan (12" x 18" x 6")	2
Bun Pan (18" x 26" x 1")	1
Half Size Bun Pan (18" x 13" x 1")	2
8 Steam Table Pan (12" x 20" x 4")	2
8 Steam Table Pan (12" x 20" x 2")	2
Cup and Glass Rack (20" x 20")	1
Service Tray (14" x 18")	2
Half Size Wire Basket (18" x 13" x 4")	2

Listed are popular pan sizes in nominal and actual dimensions as identified in the trades:

PANS

Nominal Dimensions	Actual Dimensions
18" x 26"	17-3/4" x 25-3/4"
18" x 24"	17-3/4" x 24"
16" x 22"	16-9/16" x 22-1/2"
15" x 20"	15-1/4" x 20-1/2"
14" x 18"	13-15/16" x 17-13/16"
12" x 16"	12" x 16-3/8"
10" x 14"	10-5/8" x 13-3/4"
9" x 26"	8-3/4" x 25-1/2"
15" x 21" (Canada)	15-1/2" x 21-3/8"



5925 Heisley Road • Mentor, OH 44060-1833
Phone: 877/CRESCOR • Fax: 440/350-7267
www.crescor.com

© Crescent Metal Products, Inc. 2008 All rights reserved.

In line with its policy to continually improve its products, CRES COR reserves the right to change materials and specifications without notice.

Litho in U.S.A.