

POKER CHIP DISH DOLLIES 501 SERIES

FEATURES AND BENEFITS:

- Poker chip style dolly holds most popular sizes of dishware for transport and storage.
- Fits conveniently under standard 36" counter (height 32").
- Protective plastic coating at points of contact with dishware, prevents chipping.
- Standard with two adjustable adapters.
- Base constructed of one piece, non-corrosive, Hi-Tensile aluminum with cross brace reinforcement for added strength.
- Special wide track caster placement assures stability.
- Heavy duty 5" swivel casters, two with brakes.
- Provides mobility when fully loaded. No rust sealed bearings prevent "wheel lock" in wet environments.
- Special dish sizes can be accommodated. Contact your local Cres Cor representative.



501-6-480

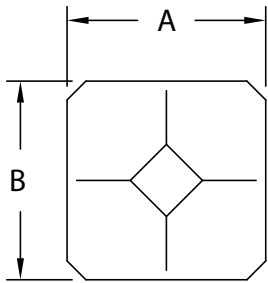
**SANITATION
NSF/ANSI 4**

ACCESSORIES and OPTIONS (Available at extra cost):

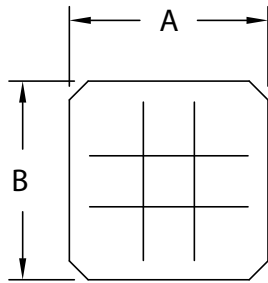
- Adjustable Adapters (For Models 501-7-240, 501-8-240, 501-10-240)
- Vinyl Dust Cover
- Perimeter Bumper
- Corner Bumpers
- Various Caster Options

See page H-9 for accessory details.

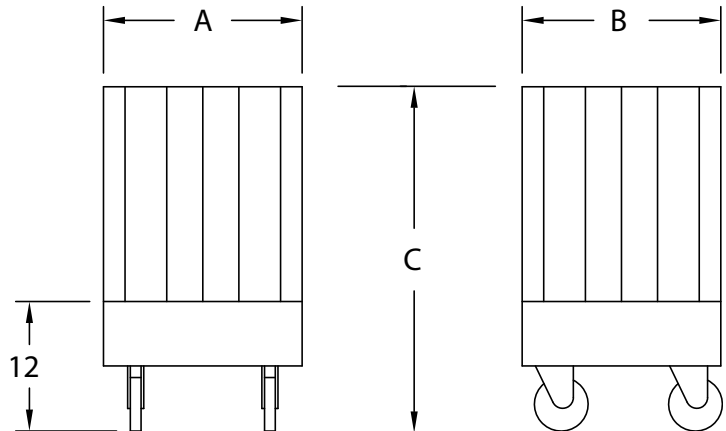
501 Series



TOP VIEW
501 7, 8, 10



TOP VIEW
501 5, 6



CRES COR MODEL NO.	*PLATE CAP.	DISH SIZE DIA.		DIM "A" WIDTH		DIM "B" DEPTH		DIM "C" HEIGHT		WEIGHT ACT.	
		INCHES	MM	INCHES	MM	INCHES	MM	INCHES	MM	LBS	KG
501-7-240	240	6-7/8 - 8-1/4	175 - 210	18-1/2	470	18-1/2	470	32	815	45	20
501-8-240	240	8-3/8 - 9-3/4	215 - 250	20-3/4	530	20-3/4	530	32	815	50	23
501-10-240	240	9-7/8 - 11	255 - 280	23	585	23	585	32	815	60	27
501-5-480 ①	480	4-7/8 - 5-3/4	125 - 150	20-3/4	530	20-3/4	530	32	815	65	29
501-6-480 ②	480	5-7/8 - 6-3/4	150 - 175	23	585	23	585	32	815	65	29

*Capacity shown is approximate; each compartment holds 20" (510 mm) stack of dishes

- ① Will hold up to 6-3/8" corner sections
- ② Will hold up to 7-1/8" corner sections

ALL ALUMINUM CONSTRUCTION.

DOLLY:

- Base and center partition: .100 aluminum.
- Center partition cover: .063 aluminum.
- Reinforcement: Formed .190 "X-frame" mounted to base.
- Corner posts and dividers: Plastic coated, extruded channels.
- Caster posts: Reinforced tubular extrusions.
- Casters: 5" dia., swivel, modulus tires, 1-1/4 wide, load cap. 250 lbs. each, temp. range -45°/+180°F. Delrin Bearings Two casters equipped with brakes.

SHORT FORM SPECIFICATIONS

Cres Cor Dish Dolly Model 501- _____ with base and center post of .100 aluminum. Base reinforced with .190 aluminum "X" bracing. Plastic coated corner posts and dividers. Approximate capacity of _____ for dish dia. _____ (minimum) to _____ (maximum). Five inch swivel modulus casters have Delrin bearings. Load capacity 250 lbs. each. 2-Year Parts / 1-Year Labor warranty. Provide the following accessories: _____ . CSA Sanitation.



5925 Heisley Road • Mentor, OH 44060-1833
Phone: 877/CRESCOR • Fax: 440/350-7267
www.crescor.com

© Crescent Metal Products, Inc. 2011 All rights reserved.

In line with its policy to continually improve its products, CRES COR reserves the right to change materials and specifications without notice.

Litho in U.S.A.