

ADJUSTABLE DELUXE DISH DOLLY MODEL 501-D

FEATURES AND BENEFITS:

- Adjustable dolly for transport and storage of multiple sizes of dishware.
- Fits conveniently under standard 36" counter (height 32").
- Protective plastic coating at points of contact with dishware, prevents chipping.
- Standard with two adjustable adapters.
- Base constructed of one piece, non-corrosive, Hi-Tensile aluminum with cross brace reinforcement for added strength.
- Special wide track caster placement assures stability.
- Heavy duty 5" swivel casters, two with brakes.
- Provides mobility when fully loaded. No rust sealed bearings prevent "wheel lock" in wet environments.



501-D

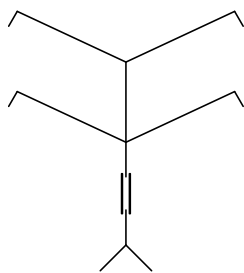


**SANITATION
NSF/ANSI 4**

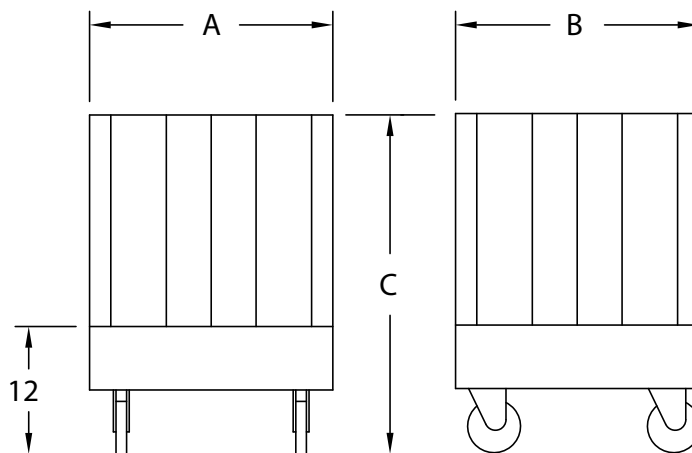
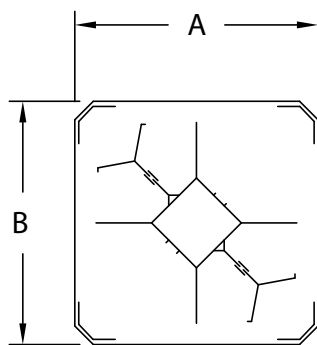
ACCESSORIES and OPTIONS (Available at extra cost):

- Extra Adjustable Adapters
- Vinyl Dust Cover
- Perimeter Bumper
- Corner Bumpers
- Various Caster Options

See page H-9 for accessory details.



TOP VIEW
ADJ. ADAPTER



CRES COR MODEL NO.	DIM "A" WIDTH		DIM "B" DEPTH		DIM "C" HEIGHT		WEIGHT ACT.	
	INCHES	MM	INCHES	MM	INCHES	MM	LBS	KG
501-D	23	585	23	585	32	815	60	27

NOTES: When ordering bumpers, add 2" to overall dimensions.
ALL CONSTRUCTION IS RIVETED, WELDED AND FINISHED.

DOLLY:

- Base and center partition: .100 aluminum.
- Center partition cover: .063 aluminum.
- Reinforcement: Formed .190 "X-frame" mounted to base.
- Corner posts and dividers: Plastic coated, extruded channels.
- Caster posts: Reinforced tubular extrusions.
- Casters: 5" dia., swivel, modulus tires, 1-1/4 wide, load cap. 250 lbs. each, temp. range -45°/+180°F. Delrin bearings. Two casters equipped with brakes.

DISH SIZES:

- Compartments without adjustable adapters hold dishware 9-7/8" to 10-3/4" diameter.
- Compartments with adjustable adapters hold variety of dishware 4" to 7-1/4" diameter.

ADJUSTABLE ADAPTERS (2):

- Plastic coated extrusions with slotted holes.
- Connected to .100 aluminum side plates with threaded inserts and machine screws.
- Can be extended or retracted to accommodate different size dishware.
- Adapter channels: .063 aluminum, mounted to center partition.
- Removable adapters slide into channels.

SHORT FORM SPECIFICATIONS

Cres Cor Deluxe Dish Dolly Model 501-D with base and center post of .100 aluminum. Base reinforced with .190 aluminum "X" bracing. Plastic coated corner posts and dividers. Two plastic coated adjustable adapters hold a variety of dishware. Five inch swivel neoprene casters have permanently lubricated, sealed ball bearings. Load capacity 200 lbs. each. 2-Year Parts / 1-Year Labor warranty. Provide the following accessories: _____ . CSA Sanitation.



5925 Heisley Road • Mentor, OH 44060-1833
Phone: 877/CRESCOR • Fax: 440/350-7267
www.crescor.com

© Crescent Metal Products, Inc. 2011 All rights reserved.

In line with its policy to continually improve its products, CRES COR reserves the right to change materials and specifications without notice.

Litho in U.S.A.