

FT2-SN/FT2-SN-SS

Mobile Open Frame Multi-stack Tray and Rack Dispensers

Project _____
Item _____
Quantity _____
CSI Section 11400
Approved _____
Date _____

FT2-SN/FT2-SN-SS: Mobile Open Frame Multi-stack Tray and Rack Dispensers

Models

- FT2-SN-1216 Fiberglass two stack dispenser, 12" x 16" maximum tray size
- FT2-SN-1418 Fiberglass two stack dispenser, 14" x 18" maximum tray size
- FT2-SN-1622 Fiberglass two stack dispenser, 16" x 22" maximum tray size
- FT2-SN-1216SS Stainless steel two stack dispenser, 12" x 16" maximum tray size
- FT2-SN-1418SS Stainless steel two stack dispenser, 14" x 18" maximum tray size
- FT2-SN-1622SS Stainless steel two stack dispenser, 16" x 22" maximum tray size



FT2-SN-1418SS

Standard Features

- Tubing and base is 16 gauge stainless steel
- Tubing and base is integrally welded
- Base to be reinforced with 14 gauge stainless steel angles
- Center housing top to be 16 gauge stainless steel, which houses two napkin dispensers ([2] model ND-57)
- Silverware bin to have (10) holes and made of stainless steel
- Plastic silverware cylinders provided standard
- Non-marring gray corner bumpers
- (4) 4.00" diameter polyolefin swivel casters (all locking)
- Dispenser platform carrier shall be 18 gauge stainless steel
- Self-leveling mechanisms shall be adjustable by adding and removing stainless steel extension springs located inside the elevator housing

Options & Accessories

- Heavy-duty casters
- Special tray dispenser sizes
- Flange-mount feet in lieu of casters
- Stainless steel silverware cylinders in lieu of plastic
- Additional plastic or stainless steel silverware cylinders
- Wrap-around bumpers (adds 1.75 [4.4cm] to overall length and depth)

Specifications

Framework shall be integrally welded 1.00" (2.5cm) O.D. 16-gauge stainless steel tubing welded to a 16-gauge stainless steel base. Frame shall have stainless steel horizontal support rods affixed to the tubing. Base shall be reinforced with full-length 14-gauge stainless steel angles.

Fiberglass model's center housing shall be two-piece molded fiberglass (specify color) with stainless steel corners. The fiberglass-reinforced polyester (F.R.P.) shall be molded with permanent color. Stainless steel model's center housing shall be constructed with 20-gauge stainless steel. All model's center housing top shall be 16-gauge stainless steel. Top will contain two shelleymatic model ND-57 drop-in napkin dispensers.

Silverware bin shall be stainless steel, spot welded together, with ten holes to accept silverware

cylinders. Silverware bin shall be provided with 10 plastic silverware cylinders.

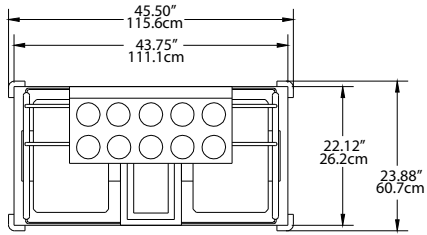
Unit shall have 4.00" (10.2cm) diameter polyolefin swivel casters (all locking), and non-marking gray bumpers at each corner.

Dispenser platform carrier shall be 18-gauge stainless steel and shall be removable for cleaning. Each dispenser shall have two self-leveling mechanisms.

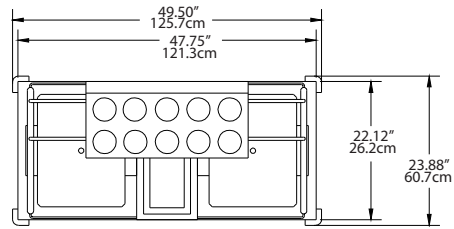
Self-leveling mechanisms shall be field adjustable by adding or removing stainless steel extension springs located inside the elevator housing.

NOTE: For more information on the drop-in napkin dispensers, request a specification sheet for Shelleymatic model ND.

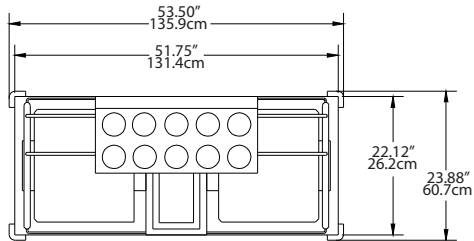




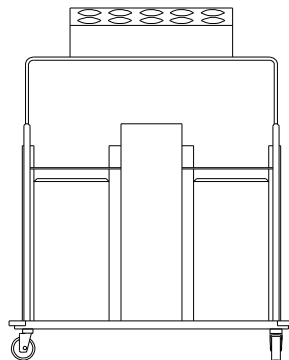
Plan View
FT2-SN-1216, FT2-SN-1216-SS



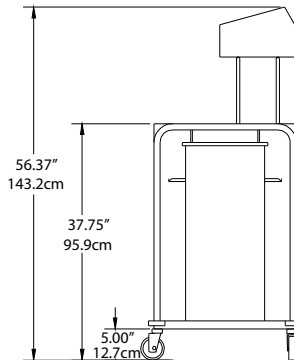
Plan View
FT2-SN-1418, FT2-SN-1418-SS



Plan View
FT2-SN-1622, FT2-SN-1622-SS



Elevation View
All Models



Right End View
All Models

Specifications		
Model	Maximum Tray Size	Ship Weight
FT2-SN-1216, FT2-SN-1216SS	12" x 16" (30.5cm x 40.6cm)	284lbs/129kg
FT2-SN-1418, FT2-SN-1418SS	14" x 18" (35.6cm x 45.7cm)	298lbs/135kg
FT2-SN-1622, FT2-SN-1622SS	16" x 22" (40.6cm x 55.9cm)	306lbs/139kg

Delfield reserves the right to make changes to the design or specifications without prior notice.