



Specification Line[®]

Self-Contained Glass Door Narrow Reach-In Refrigerator

Project _____
 Item _____
 Quantity _____
 CSI Section 11400
 Approved _____
 Date _____

Models

| One section | Two section | |
|-------------|-------------|--|
| SSR1N-G | SSR2N-G | Stainless exterior and interior glass full door |
| SSR1N-GH | SSR2N-GH | Stainless exterior and interior glass half door |
| SAR1N-G | SAR2N-G | Stainless exterior and aluminum interior glass full door |
| SAR1N-GH | SAR2N-GH | Stainless exterior and aluminum interior glass half door |
| SMR1N-G | SMR2N-G | Stainless front aluminum exterior and interior glass full door |
| SMR1N-GH | SMR2N-GH | Stainless front aluminum exterior and interior glass half door |



SSR2N-G

Standard Features

- Stainless steel interior and exterior (SS)
- Stainless steel exterior, aluminum interior (SA)
- Aluminum interior and exterior, stainless front (SM)
- Built in door locks with heavy duty strikes
- Pressure relief valve is standard to prevent door vapor lock
- Exterior digital thermometer with high/low temperature alarm
- Easy to use electronic control
- Easy access "flip up" shroud
- Three wire shelves per section - SA/SS standard with chrome plated shelves and SM standard with epoxy coated shelves
- 10' attached cord and plug
- 6" adjustable stainless steel legs
- Stainless steel breaker strips
- High density foamed in place environmentally friendly, Kyoto Protocol Compliant, Non ODP (Ozone Depletion Potential), Non GWP (Global Warming Potential) polyurethane keeps energy costs low
- Energy savings door heater switch
- Three year parts and labor warranty and an additional two year compressor parts warranty

Options & Accessories

- Security (prison) package
- Door field rehingability
- Additional shelves
- Stainless steel back
- Laminate on front, sides and back
- Bottom mount electrical
- Stainless steel banking strip
- Heat shield end
- Stainless steel kick plate
- Laminate kick plate
- 4" stainless steel utility base
- 230-50-1 electrical*
- 220-60-1 electrical*

* Inclusion of these options will alter the electrical specifications of unit

Specifications

Exterior: SS and SA models shall have corrosion resistant stainless steel exterior cabinet sides, front and shroud. SM models shall have corrosion resistant aluminum on exterior cabinet sides and will have stainless front and shroud. All units shall have the upper shroud hinged with a gas assist stay open feature to provide easy access to the refrigeration system.

Interior: Cabinet interior shall be corrosion resistant stainless steel (SS models) or heavy gauge aluminum (SA and SM models). Bottom and top surfaces shall be die stamped to provide radius corners and recessed floor. Three wire shelves are provided per section, SA/SS standard shelves are chrome plated, SM standard shelves are epoxy coated. Shelves rest on clips which are adjustable on 1" increments on stainless steel pilasters affixed to the cabinet interior. Pilasters are removable without tools for cleaning. A fluorescent light is mounted to the interior ceiling of each compartment, the switch is part of the light assembly. Door openings are protected with heavy gauge stainless steel breaker strips. An air duct shall be mounted to the ceiling assuring low velocity, even air movement throughout the cabinet interior.

Doors: Double paned tempered thermopane glass. Constructed with a combination of extruded aluminum and PVC. Each door has two edgemount, self-closing, cam lift style hinges. Doors can be removed

from the cabinet without the use of tools. Door handle is continuous along vertical dimension of the door. Door gaskets are magnetic and mount to the door, snapping in place and removable with out tools. Keyed door lock is mounted to the door. Lock engages into a heavy duty strike mounted to the cabinet face.

Refrigeration system: All components are mounted to the exterior of the cabinet ceiling, outside the food zone and are assembled as one piece and can be removed as one piece. Environmentally friendly R404A refrigerant is used. The system has the capability of maintaining between 33°F and 40°F in heavy use food service operations. Refrigerant is metered using a highly responsive thermostatic expansion valve. System is controlled using Delfield's ACT-Advanced Control Technology electronic temperature control, which provides improved pull down times, reduces compressor cycling and longer compressor life with lower energy consumption.

Control system uses adaptive defrost to assure evaporator coil is free of ice and is operating at optimum efficiency. Evaporator condensate is eliminated using an energy efficient hot gas system.

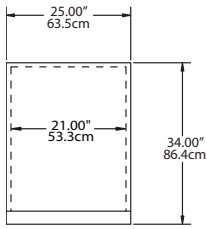
Electrical: Standard electrical connections shall be 115V, 60 Hz single phase. A 10' cord and plug is supplied and attached to a junction box mounted on the exterior top of the cabinet.



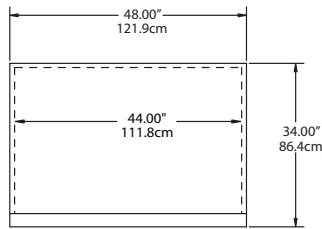


Specification Line®

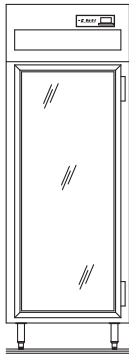
Self-Contained Glass Door Narrow Reach-In Refrigerator



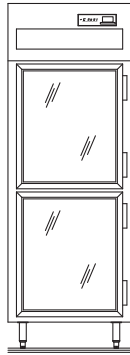
Plan View
SSR1N-G, SAR1N-G, SMR1N-G
SSR1N-GH, SAR1N-GH, SMR1N-GH



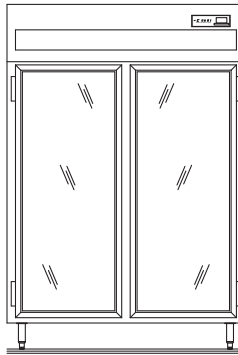
Plan View
SSR2N-G, SAR2N-G, SMR2N-G
SSR2N-GH, SAR2N-GH, SMR2N-GH



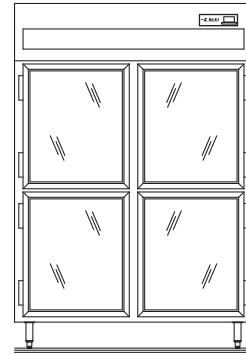
Elevation View
SSR1N-G, SAR1N-G,
SMR1N-G



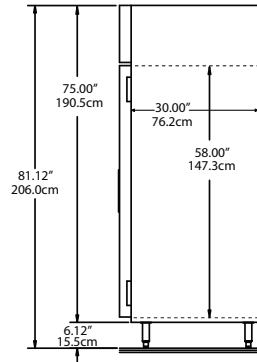
Elevation View
SSR1N-GH, SAR1N-GH,
SMR1N-GH



Elevation View
SSR2N-G, SAR2N-G,
SMR2N-G



Elevation View
SSR2N-GH, SAR2N-GH,
SMR2N-GH



End View
All Models

Specifications

| Model | V/Hz/Ph | Amps | Volume Cu.Ft. | Shelves Sq.Ft. | No. Of Shelves | Unit H.P. | BTU/Hr System Cap | Ship Weight | Nema Plug | Energy KWH/Day |
|---|----------|------|---------------|----------------|----------------|-----------|-------------------|-------------------|-----------|----------------|
| SSR1N-G, SSR1N-GH, SAR1N-G, SAR1N-GH, SMR1N-G, SMR1N-GH | 115/60/1 | 6.0 | 20.97 | 10.59 | 3 | 1/4 | 2092 | 398lbs (181kg) | 5-15P | 4.04 |
| SSR2N-G, SSR2N-GH, SAR2N-G, SAR2N-GH, SMR2N-G, SMR2N-GH | 115/60/1 | 9.5 | 43.94 | 23.10 | 6 | 1/3 | 3226 | 588lbs (267kg) | 5-15P | 5.95 |

Delfield reserves the right to make changes to the design or specifications without prior notice.

980 S. Isabella Rd.
Mt. Pleasant, Michigan 48858

Phone: 800-733-8948 or 989-773-7981
Fax: 800-669-0619
www.delfield.com

Printed in the U.S.A.
DSSSRN-G
03/13

