



Specification Line[®]

Self-Contained Solid Door Roll-In Freezer

Project _____

Item _____

Quantity _____

CSI Section 11400

Approved _____

Date _____

Specification Line[®]: Solid Door Roll-In Freezer

Models

One section	Two section	Three section	
SSFRI1-S	SSFRI2-S	SSFRI3-S	Stainless exterior and interior full door
SAFRI1-S	SAFRI2-S	SAFRI3-S	Stainless exterior and aluminum interior full door
SMFRI1-S	SMFRI2-S	SMFRI3-S	Stainless front aluminum exterior and interior full door



SSFRI2-S

Standard Features

- Stainless steel interior and exterior (SS)
- Stainless steel exterior, aluminum interior (SA)
- Aluminum interior and exterior, stainless front (SM)
- Built in door locks with heavy duty strikes
- Recessed metal door handle
- Pressure relief valve is standard to prevent door vapor lock
- Exterior digital thermometer with high/low temperature alarm
- Easy to use electronic control
- Easy access "flip up" shroud
- Tough ABS interior door liners
- 10' attached cord and plug on 115V units
- Stainless steel breaker strips
- High density foamed in place environmentally friendly, Kyoto Protocol Compliant, Non ODP (Ozone Depletion Potential), Non GWP (Global Warming Potential) polyurethane keeps energy costs low
- Energy savings door heater switch
- Two year parts & labor warranty
- Five year compressor warranty

Options & Accessories

- Security (prison) package
- Door field rehingability
- Stainless steel interior door liner
- Stainless steel back
- Laminate on front, sides and back
- Bottom mount electrical
- Stainless steel banking strip
- Heat shield end
- 230-50-1 electrical
- 220-60-1 electrical

Specifications

Exterior: SS and SA models shall have corrosion resistant stainless steel exterior cabinet sides, front and shroud. SM models shall have corrosion resistant aluminum on exterior cabinet sides and will have stainless front and shroud. All units shall have the upper shroud hinged with a gas assist stay open feature to provide easy access to the refrigeration system.

Interior: Cabinet interior shall be corrosion resistant stainless steel (SS models) or heavy gauge aluminum (SA and SM models). Bottom and top surfaces shall be die stamped to provide radius corners and recessed floor. Mounted to the interior ceiling, the interior incandescent light is controlled automatically through a switch mounted in the hinge assembly to protect against breakage. Door openings are protected with heavy gauge stainless steel breaker strips. An air duct shall be mounted to the ceiling assuring low velocity, even air movement throughout the cabinet interior.

Each section can accommodate a 28 1/2" x 27 1/4" x 72" cart.

Doors: Exterior shall be corrosion resistant stainless steel. Interior liner shall be resilient high impact ABS material formed to protrude beyond the door gasket to protect the gasket from tearing. Each door has two edge mount, self closing, cam lift style hinges. Doors can be removed from the cabinet without the use of tools. Metal door handle shall be recessed into the door for easy grip without impacting aisle space. Keyed door lock is mounted in the door next to the handle.

Lock engages into a heavy duty strike mounted to the cabinet face. Door gaskets are magnetic and mount to the door snapping in place and are removable without tools.

Refrigeration system: All components are mounted to the exterior of the cabinet ceiling, outside the food zone and are assembled as one piece and can be removed as one piece. Environmentally friendly R404A refrigerant is used. The system has the capability of maintaining between -5°F and 0°F in heavy use food service operations. Refrigerant is metered using a highly responsive thermostatic expansion valve. System is controlled using Delfield's ACT-Advanced Control Technology electronic temperature control, which provides improved pull down times, reduces compressor cycling and longer compressor life with lower energy consumption.

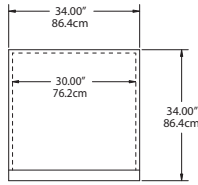
Control system uses adaptive defrost to assure evaporator coil is free of ice and is operating at optimum efficiency. Evaporator condensate is eliminated using an energy efficient hot gas system.

Electrical: Standard electrical on one section units shall be 115V, 60 Hz single phase. A 10' cord and plug is supplied and attached to a junction box mounted on the exterior top of the cabinet. Two and three section units shall be 115/208-230 and will require hardwire connections.

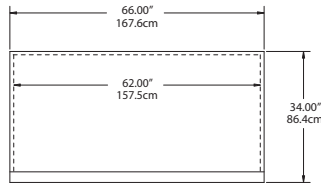


Only Models
SSFRI2-S, SSFRI3-S,
SAFRI2-S, SAFRI3-S,
SMFRI2-S, SMFRI3-S

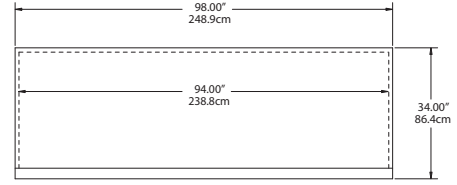





PLAN VIEW
SSFRI1-S, SAFRI1-S, SMFRI1-S




PLAN VIEW
SSFRI2-S, SAFRI2-S, SMFRI2-S



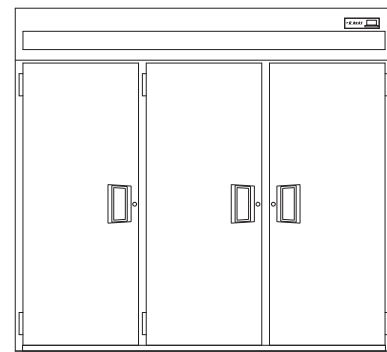
PLAN VIEW
SSFRI3-S, SAFRI3-S, SMFRI3-S



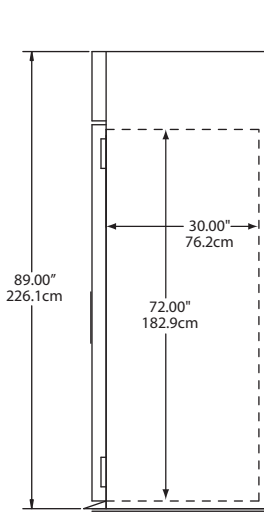
ELEVATION VIEW
SSFRI1-S, SAFRI1-S, SMFRI1-S



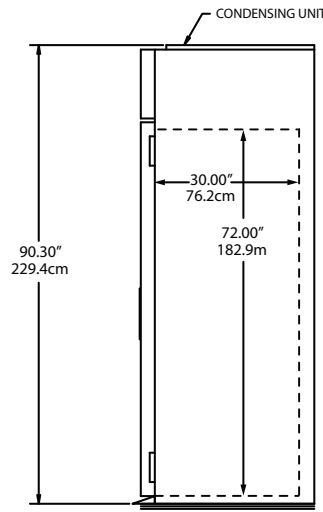
ELEVATION VIEW
SSFRI2-S, SAFRI2-S, SMFRI2-S



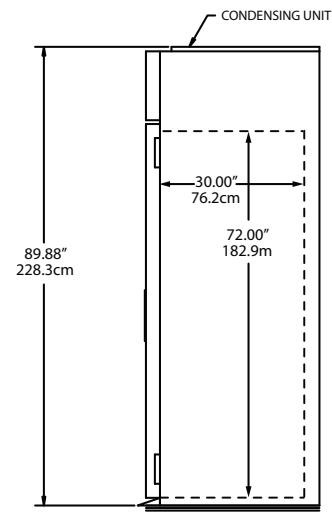
ELEVATION VIEW
SSFRI3-S, SAFRI3-S, SMFRI3-S



END VIEW
1 SECTION UNITS



END VIEW
2 SECTION UNITS



END VIEW
3 SECTION UNITS

Mechanical Data

MODEL NUMBER	V/Hz/Ph	AMPS	VOLUME CU.FT.	SHELVES SQ.FT.	NO. OF SHELVES	H.P.	BTU/HR SYSTEM CAP	SHIP WEIGHT	NEMA PLUG	ENERGY (KWH/Day)
SSFRI1-S, SSFRI1-SH, SAFRI1-S	115/60/1	11.0	36.15	N/A	N/A	3/4	1923	497lbs (225kg)	5-15P	11.57
SSFRI2-S, SSFRI2-SH, SAFRI2-S	115/208-230 /60/1	12.6	76.34	N/A	N/A	1	4793	824lbs (374kg)	N/A	21.02
SSFRI3-S, SSFRI3-SH, SAFRI3-S	115/208-230 /60/1	11.8	113.28	N/A	N/A	1-1/2	5394	1128lbs (512kg)	N/A	25.70

Delfield reserves the right to make changes to the design or specifications without prior notice.