

For Foodservice Applications

Job Name _____

Contractor _____

Job Location _____

Approval _____

Engineer _____

Contractor's P.O. No. _____

Approval _____

Representative _____

LEAD FREE*

Series Cold Bev Max Cold Beverage Machine Filtration Systems

Flow Rate: 1 to 6 GPM (3.8 to 22 LPM)

As one of the highest profit margin product in convenience stores, quick-serve and casual dining restaurants; cold fountain beverage systems need to be properly maintained. The Hydro-Safe line of Cold Bev Max systems have been specifically engineered to provide high quality water for these systems to ensure consistent quality in flavor and clarity. Unique thick wall coconut shell carbon blocks are utilized in order to maintain flow while reducing several water contaminants that add detrimental flavors to the beverages including chloramines, chlorine taste and odors.

Applications

- Soda Machines
- Fountain Beverage Systems
- Dual Carbonated Dispensers

Features

- Consistent quality, better tasting beverages
- Increases fountain beverage life, performance and reliability
- Specialty filters for chloramine, sediment, chlorine taste and odor reduction
- Reduces maintenance and system downtime
- Water shutoff valves allow for easy filter service
- Pressure gauges and flush kit included
- Easy to install
- Simple filter replacement

Hydro-Safe®



Cold Bev Max-S3L

System Specifications

Maximum Pressure: 125psi/8.6 bar
Cold Bev Max Models S2, S2L, S3L
90psi (6.2 bar)
Cold Bev Max Models S1BBL, S2BBL, and S3BBL
Maximum Temperature: 100°F/38°C
pH 6.5 to 8.5
Chlorine < 2ppm
Iron (maximum) 0.3 mg/l
Manganese (maximum) 0.05 mg/l
Oil & H₂S- None allowed

For all other feed water quality requirements abide by the current USEPA Safe Drinking Water Act standards.



Cold Bev Max Systems are Tested and Certified by WQA to NSF/ANSI Standard 42 for the reduction of claims specified on the Performance Data Sheet & NSF/ANSI 372 for "lead free" compliance.

*The wetted surface of this product contacted by consumable water contains less than 0.25% of lead by weight.

Watts product specifications in U.S. customary units and metric are approximate and are provided for reference only. For precise measurements, please contact Watts Technical Service. Watts reserves the right to change or modify product design, construction, specifications, or materials without prior notice and without incurring any obligation to make such changes and modifications on Watts products previously or subsequently sold.

WATTS®

System Model	Ordering Code	Max Flow Rate	Connection Size
Cold Bev Max-S2	CLDBMX-S2S	1 GPM (3.8 LPM)	3/8 NPT
Cold Bev Max-S2L	CLDBMX-S2L	2 GPM (7.6 LPM)	3/8 NPT
Cold Bev Max-S3L	CLDBMX-S3L	2 GPM (7.6 LPM)	3/8 NPT
Cold Bev Max-S1BBL	CLDBMX-S1B	6 GPM (22 LPM)	3/4 NPT
Cold Bev Max-S2BBL	CLDBMX-S2B	6 GPM (22 LPM)	3/4 NPT
Cold Bev Max-S3BBL	CLDBMX-S3B	6 GPM (22 LPM)	3/4 NPT

Filter Cartridge Life Span

Filter cartridges should be changed at end of filter life, due to lack of filtering performance, or whenever a 15 psi pressure drop or greater is experienced during normal operation, whichever comes first.

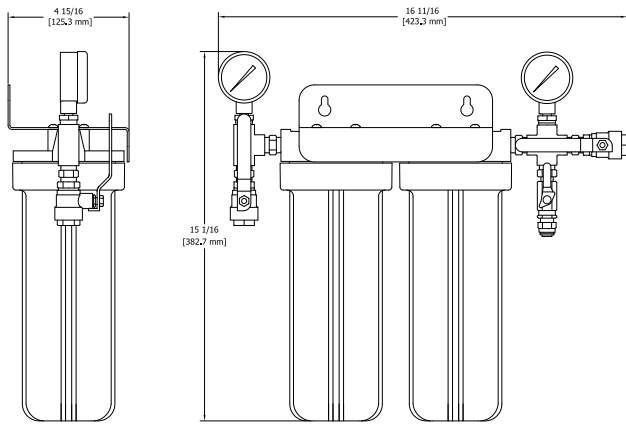
Replacement Filters

System Replacement Filters			
System Model	Filter Ordering Code	Frequency	Description
Cold Bev Max-S2	CLDBMX-S2S-PM	6 Months	All Filters for System Maintenance
	CLDBMAXR-S-CB	6 Months	10" Slimline Coconut Shell Carbon Block (2)
Cold Bev Max-S2L	CLDBMX-S2L-PM	6 Months	All Filters for System Maintenance
	CLDBMAXR-L-CB	6 Months	20" Slimline Coconut Shell Carbon Block (2)
Cold Bev Max-S3L	CLDBMX-S3L-PM	6 Months	All Filters for System Maintenance
	CLDBMAXR-L-CB	6 Months	20" Slimline Coconut Shell Carbon Block (3)
Cold Bev Max-S1BBL	CLDBMX-S1B-PM	6 Months	All Filters for System Maintenance
	CLDBMAXR-BL-CB	6 Months	20" Big Blue Coconut Shell Carbon Block (1)
Cold Bev Max-S2BBL	CLDBMX-S2B-PM	6 Months	All Filters for System Maintenance
	CLDBMAXR-BL-CB	6 Months	20" Big Blue Coconut Shell Carbon Block (2)
Cold Bev Max-S3BBL	CLDBMX-S3B-PM	6 Months	All Filters for System Maintenance
	HSR-BL-ACRAF	6 Months	20" Big Blue GAC Filter (1)
	CLDBMAXR-BL-CB	6 Months	20" Big Blue Coconut Shell Carbon Block (2)

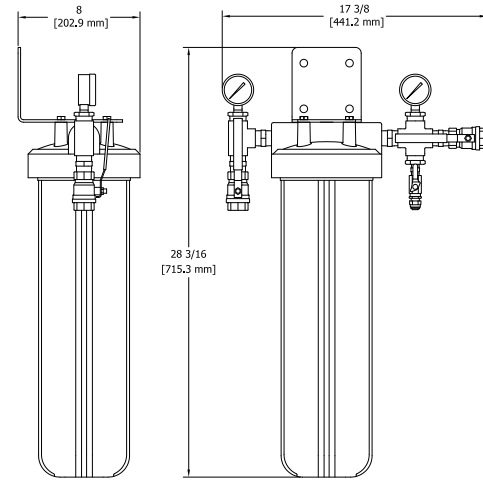
Please note: Cartridge capacities are estimates and may be less depending on incoming water quality.

Note: Do not use with water that is microbiologically unsafe or of unknown quality without adequate disinfection before or after the system.

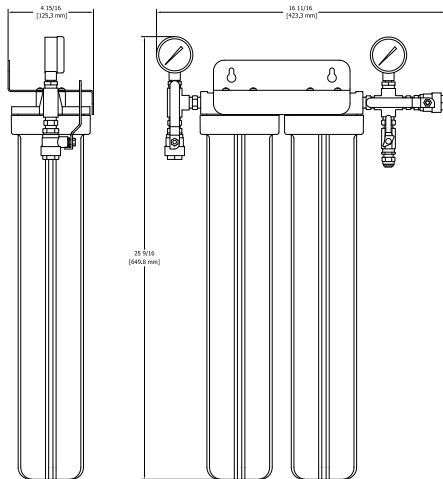
Cold Bev Max-S2



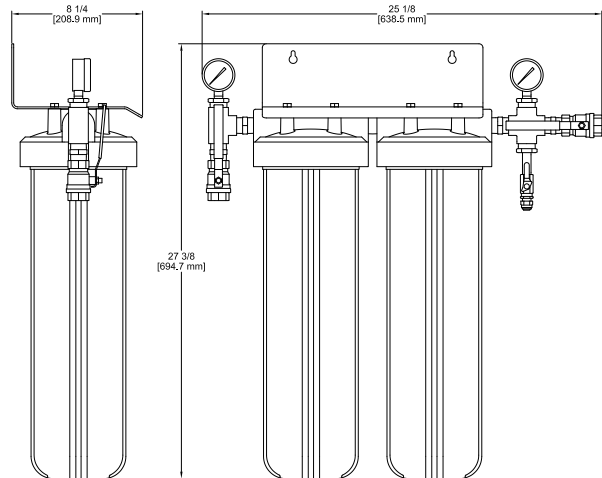
Cold Bev Max-S1BBL



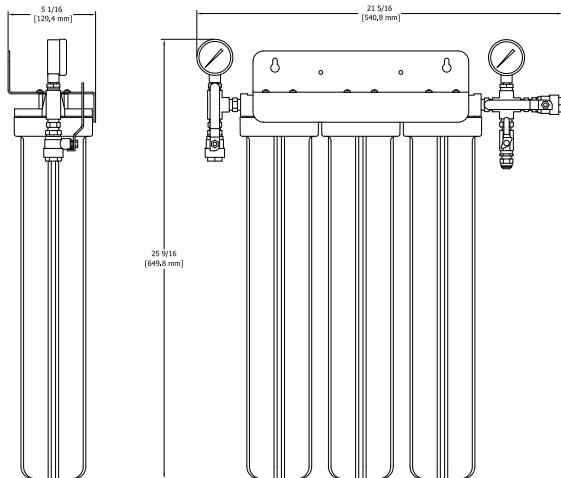
Cold Bev Max-S2L



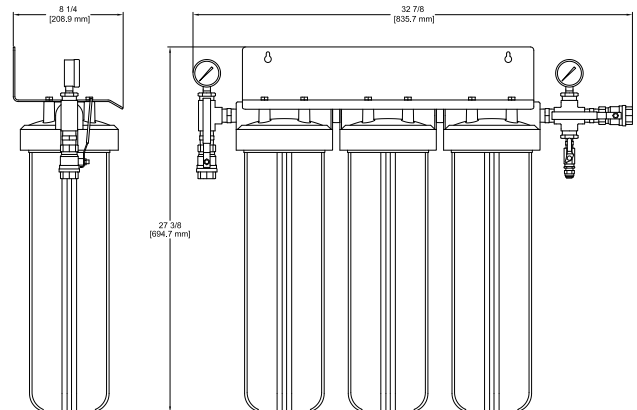
Cold Bev Max-S2BBL



Cold Bev Max-S3L



Cold Bev Max-S3BBL



Note: Allow 3" of clearance at bottom of system for removal of filter bowls for filter cartridge replacement



A Watts Water Technologies Company



Tel: (800) 264-1183 • Fax: (724) 733-4808 • foodservice.watts.com