

## For Foodservice Applications

Job Name \_\_\_\_\_

Contractor \_\_\_\_\_

Job Location \_\_\_\_\_

Approval \_\_\_\_\_

Engineer \_\_\_\_\_

Contractor's P.O. No. \_\_\_\_\_

Approval \_\_\_\_\_

Representative \_\_\_\_\_

# LEAD FREE\*

# Hydro-Safe®

## Series QT™ Cube Max™

### Ice Making Filtration Systems

Flow Rate: 1.5 to 6 GPM (5.7 to 22.8 LPM)

Hydro-Safe® QT Cube Max systems have been specifically engineered to address and correct multiple common water related problems both efficiently and economically. Developed for foodservice applications for the treatment of ice machines, different configurations have been developed to address unique water treatment needs. Utilizing multiple treatment technologies such as spun poly sediment filters or ultra-filtration membranes for sediment control, high capacity activated carbon block for chlorine tastes and odors, and slow release phosphate for scale prevention, this QT Cube Max line has the solution you need for your ice system treatment. The QT style cartridge design makes filter replacement simple, quick, clean and sanitary. The Hydro-Safe QT Cube Max features Lead Free\* construction to comply with Lead Free\* installation requirements.

### Applications

Ice Machines Including:

- Flake
- Nugget
- Crushed
- Crescent
- Cubed

### Features

- Simple filter replacement using QT cartridges
- Increases ice machine life, performance and quality
- Reduces scale build-up
- Reduces sediment, chlorine taste and odor\*\*
- Reduces maintenance and system down time
- Consistent ice quality and better tasting drinks
- In/Out valves allow for easy filter service
- Flush kits are standard on all models
- Pressure gauges are included on all two stage and larger systems
- Easy to install



QTCBMX-5L-1M



QT Cube Max Systems have been tested and certified according to NSF/ANSI 42 for reduction of the substances listed below. The concentration of the indicated substances in water entering the system was reduced to a concentration less than or equal to the permissible limit for water leaving the system, as specified in NSF/ANSI 42. These systems have been tested and certified according to NSF/ANSI for "lead free" compliance. QT Cube Max Models QTCBMX-1L-.5M, QTCBMX-2L-.5M and QTCBMX-3L-.5M are tested and certified by WQA against NSF/ANSI Standard 42 for Material Safety and Structural Integrity only, and NSF/ANSI Standard 372 for "lead free" compliance.

#### ⚠ WARNING

Do not use with water that is microbiologically unsafe or of unknown quality without adequate disinfection before or after the system.

\*The wetted surface of this product contacted by consumable water contains less than 0.25% of lead by weight.

\*\*Cube Max Models QTCBMX-1L-.5M, QTCBMX-2L-.5M and QTCBMX-3L-.5M do not contain activated carbon for chlorine taste and odor reduction.

Watts product specifications in U.S. customary units and metric are approximate and are provided for reference only. For precise measurements, please contact Watts Technical Service. Watts reserves the right to change or modify product design, construction, specifications, or materials without prior notice and without incurring any obligation to make such changes and modifications on Watts products previously or subsequently sold. Refer to the owner's manual for warranty information.

# WATTS®

## System Specifications

Maximum Pressure: 100 psi/6.8 bar

Minimum Pressure: 20 psi/1.4 bar

Maximum Temperature: 100°F/38°C

Minimum Temperature: 40°F/4.4°C

Feed Water Quality: pH 6.5 to 8.5

Chlorine < 2ppm

Iron (maximum) 0.3 mg/l

Manganese (maximum) 0.05 mg/l

Oil & H<sub>2</sub>S- None allowed

For all other feed water quality requirements abide by the current USEPA Safe Drinking Water Act standards.

System Model	Max Flow Rate	Chlorine Capacity*	Connection Size	Recom'd lbs of ice per day	Reduces			
					Sediment	Chlorine*	Chloramine	Scale
QTCBMX-1S-1M	1.5 GPM (5.7 LPM)	20,000 Gallons	3/8" (10mm) NPT	750	✓	✓	✓	✓
QTCBMX-2S-1M	1.5 GPM (5.7 LPM)	20,000 Gallons	1/2" (15mm) NPT	750	✓	✓	✓	✓
QTCBMX-3S-1M	3 GPM (11.4 LPM)	40,000 Gallons	1/2" (15mm) NPT	1450	✓	✓	✓	✓
QTCBMX-4S-1M	4.5 GPM (17.1 LPM)	60,000 Gallons	1/2" (15mm) NPT	2000	✓	✓	✓	✓
QTCBMX-1L-1M	1.5 GPM (5.7 LPM)	22,000 Gallons	3/8" (10mm) NPT	750	✓	✓	✓	✓
QTCBMX-2L-1M	1.5 GPM (5.7 LPM)	22,000 Gallons	1/2" (15mm) NPT	750	✓	✓	✓	✓
QTCBMX-3L-1M	3 GPM (11.4 LPM)	44,000 Gallons	1/2" (15mm) NPT	1450	✓	✓	✓	✓
QTCBMX-4L-1M	4.5 GPM (17.1 LPM)	66,000 Gallons	1/2" (15mm) NPT	2000	✓	✓	✓	✓
QTCBMX-5L-1M	6 GPM (22.8 LPM)	88,000 Gallons	1/2" (15mm) NPT	3000	✓	✓	✓	✓
QTCBMX-1L-.5M	1.5 GPM (5.7 LPM)	NA	3/8" (10mm) NPT	750	✓			✓
QTCBMX-2L-.5M	3 GPM (11.4 LPM)	NA	1/2" (15mm) NPT	1450	✓			✓
QTCBMX-3L-.5M	4.5 GPM (17.1 LPM)	NA	1/2" (15mm) NPT	2000	✓			✓

\*Chlorine capacity and chlorine reduction was Tested and Certified by WQA against NSF/ANSI standard 42. Testing was conducted with water having an influent challenge concentration of 2.0 mg/L (± 10%) free chlorine and an effluent reduction requirement of equal to or greater than 50%. Testing was performed under standard laboratory conditions, actual performance may vary. Other contaminant reduction claims are non certified.

## Filter Cartridge Life Span

Filter cartridges should be changed at end of filter life, due to lack of filtering performance, or whenever a 15 psi pressure drop or greater is experienced during normal operation, whichever comes first.

## Replacement Filters

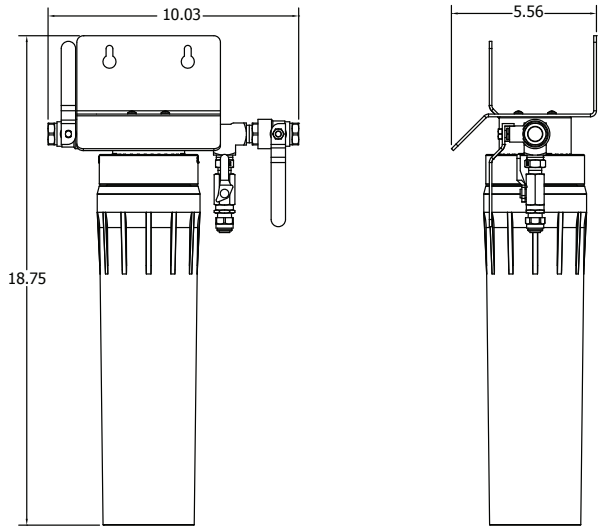
System Replacement Filters			
System Model	Filter Ordering Code	Frequency	Description
QTCBMX-1S-1M	QTCM15S***	6 Months	15" QT 0.5 Micron Carbon Block with Phosphate Scale Control
QTCBMX-2S-1M	HSR-L-SED-5M	6 Months	20" 5 Micron Sediment Pre Filter
	QTCM15	6 Months	15" QT 0.5 Micron Carbon Block with Phosphate Scale Control
QTCBMX-3S-1M	HSR-L-SED-5M	6 Months	20" 5 Micron Sediment Pre Filter
	QTCM15	6 Months	15" QT 0.5 Micron Carbon Block with Phosphate Scale Control (2)
QTCBMX-4S-1M	HSR-L-SED-5M	6 Months	20" 5 Micron Sediment Pre Filter
	QTCM15	6 Months	15" QT 0.5 Micron Carbon Block with Phosphate Scale Control (3)
QTCBMX-1L-1M	QTCM20S***	6 Months	20" QT 0.5 Micron Carbon Block with Phosphate Scale Control
QTCBMX-2L-1M	HSR-L-SED-5M	6 Months	20" 5 Micron Sediment Pre Filter
	QTCM20	6 Months	20" QT 0.5 Micron Carbon Block with Phosphate Scale Control
QTCBMX-3L-1M	HSR-L-SED-5M	6 Months	20" 5 Micron Sediment Pre Filter
	QTCM20	6 Months	20" QT 0.5 Micron Carbon Block with Phosphate Scale Control (2)
QTCBMX-4L-1M	HSR-L-SED-5M	6 Months	20" 5 Micron Sediment Pre Filter
	QTCM20	6 Months	20" QT 0.5 Micron Carbon Block with Phosphate Scale Control (3)
QTCBMX-5L-1M	HSR-L-SED-5M	6 Months	20" 5 Micron Sediment Pre Filter
	QTCM20	6 Months	20" QT 0.5 Micron Carbon Block with Phosphate Scale Control (4)
QTCBMX-1L-.5M	QTCMX20S***	6 Months	20" QT 0.5 Micron Ultra Filtration Membrane with Phosphate Scale Control
QTCBMX-2L-.5M	QTCMX20	6 Months	20" QT 0.5 Micron Ultra Filtration Membrane with Phosphate Scale Control (2)
QTCBMX-3L-.5M	QTCMX20	6 Months	20" QT 0.5 Micron Ultra Filtration Membrane with Phosphate Scale Control (3)

### NOTICE

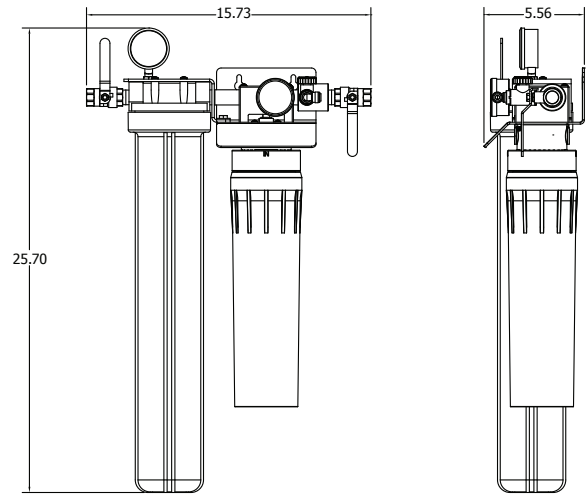
Cartridge capacities are estimates and may be less depending on incoming water quality. Once installed, flush new cartridges for 5 minutes prior to use for proper conditioning.

\*\*\*The QTCM15S, QTCM20S and QTCMX20S are the same filters as the QTCM15, QTCM20 and QTCMX20 respectively. Only the label position has been changed so that the label faces forward on single cartridge systems.

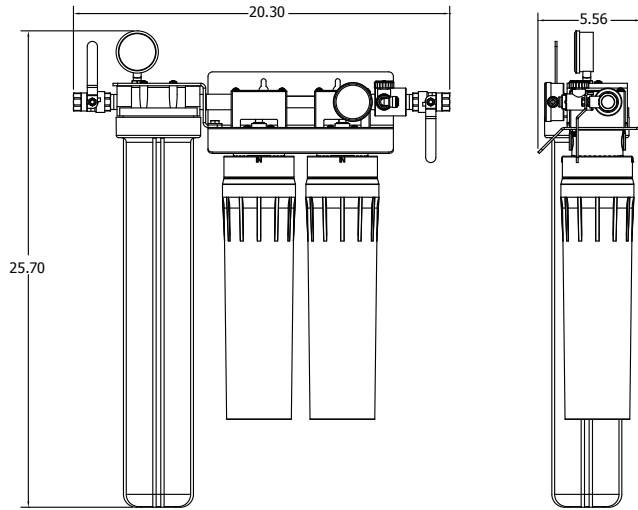
**QTCBMX-1S-1M**



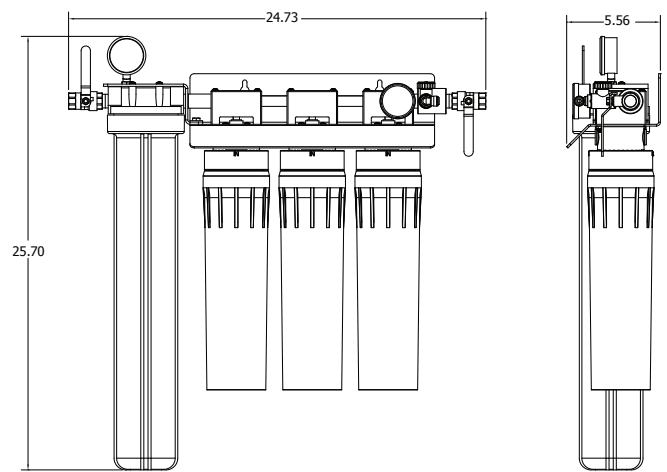
**QTCBMX-2S-1M**



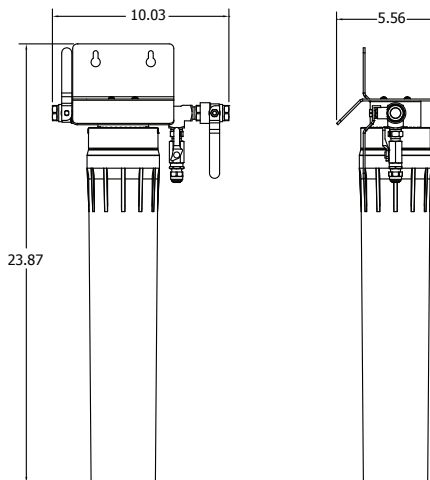
**QTCBMX-3S-1M**



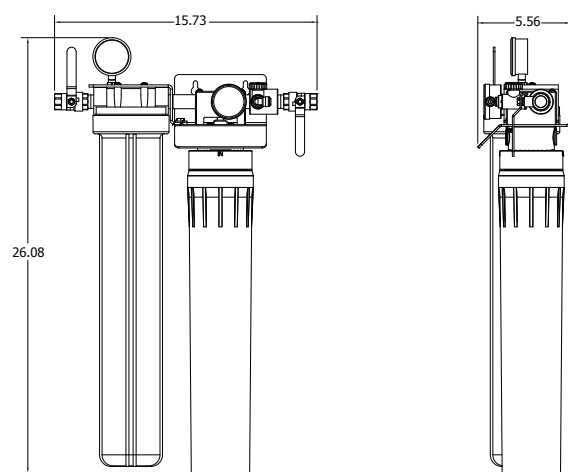
**QTCBMX-4S-1M**



**QTCBMX-1L-1M**

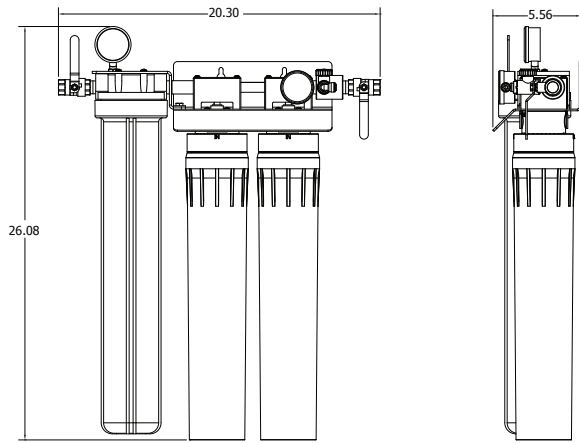


**QTCBMX-2L-1M**

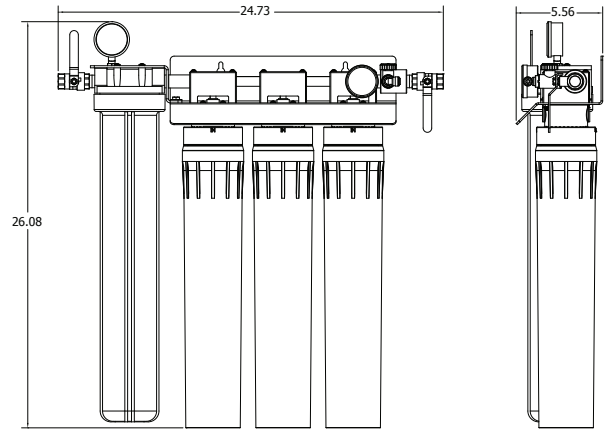


**Note:** Allow 3" of clearance at bottom of system for removal of filter bowls for filter cartridge replacement

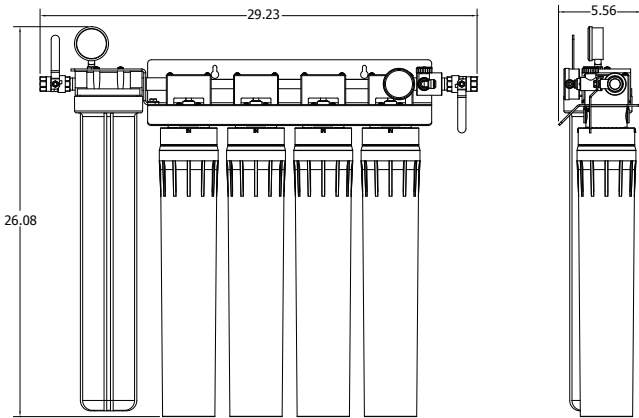
QTCBMX-3L-1M



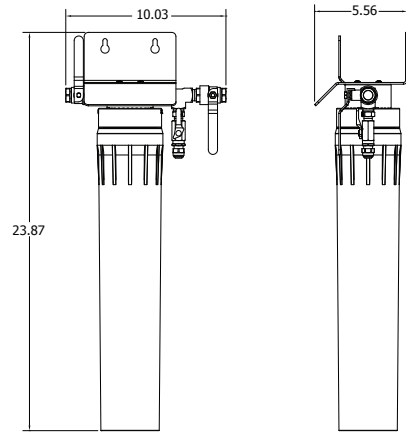
QTCBMX-4L-1M



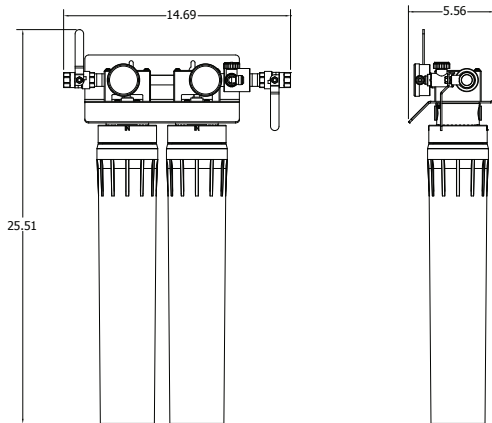
QTCBMX-5L-1M



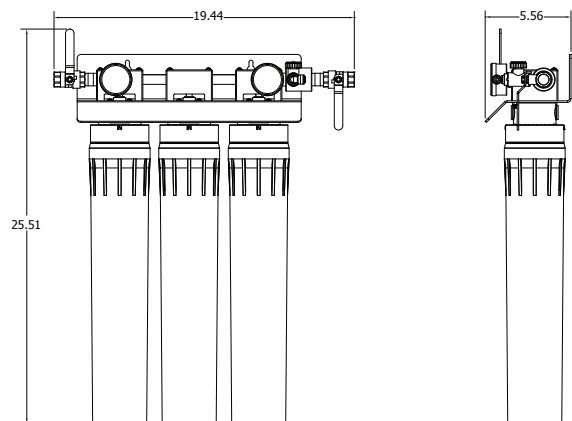
QTCBMX-1L-.5M



QTCBMX-2L-.5M



QTCBMX-3L-.5M



Note: Allow 3" of clearance at bottom of system for removal of filter bowls for filter cartridge replacement



A Watts Water Technologies Company



Tel: (800) 264-1183 • Fax: (724) 733-4808 • foodservice.watts.com