

For Foodservice Applications

Job Name _____

Contractor _____

Job Location _____

Approval _____

Engineer _____

Contractor's P.O. No. _____

Approval _____

Representative _____

LEAD FREE*

Hydro-Safe®

Series QT™ Cold Bev Max™ Cold Beverage Machine Filtration Systems

Flow Rate: 1.5 to 6 GPM (5.7 to 22 LPM)

As one of the highest profit margin product in convenience stores, quick-serve and casual dining restaurants; cold fountain beverage systems need to be properly maintained. Hydro-Safe® QT Cold Bev Max systems have been specifically engineered to provide high quality water for these systems to ensure consistent quality in flavor and clarity. Unique thick wall premium grade carbon blocks are combined with hollow fiber ultra-filtration membrane technology in order to maintain flow while reducing several water contaminants that add detrimental qualities to beverages including chloramines, fine sediment, and chlorine taste and odors. Filter cartridge replacement is quick, easy, and sanitary because of the encapsulated design. The QT Cold Bev Max features Lead Free* construction to comply with Lead Free* installation requirements.

Applications

- Soda Machines
- Fountain Beverage Systems
- Dual Carbonated Dispensers

Features

- Simple filter replacement using QT cartridges
- Consistent quality, better tasting beverages
- Increases fountain beverage life, performance and reliability
- Specialty filters for chloramine, sediment, chlorine taste and odor reduction
- Reduces maintenance and system downtime
- Water shutoff valves allow for easy filter service
- Flush kits are standard on all models
- Pressure gauges are included on all two stage and larger systems
- Easy to install



QTCLDBMX-4S-5M



QT Cold Bev Max Systems have been tested and certified according to NSF/ANSI 42 for reduction of the substances listed below. The concentration of the indicated substances in water entering the system was reduced to a concentration less than or equal to the permissible limit for water leaving the system, as specified in NSF/ANSI 42. These systems have been tested and certified according to NSF/ANSI Standard 372 for "lead free" compliance.

⚠ WARNING

Do not use with water that is microbiologically unsafe or of unknown quality without adequate disinfection before or after the system.

*The wetted surface of this product contacted by consumable water contains less than 0.25% of lead by weight.

Watts product specifications in U.S. customary units and metric are approximate and are provided for reference only. For precise measurements, please contact Watts Technical Service. Watts reserves the right to change or modify product design, construction, specifications, or materials without prior notice and without incurring any obligation to make such changes and modifications on Watts products previously or subsequently sold. Refer to the owner's manual for warranty information.

WATTS®

System Specifications

Maximum Pressure: 100 psi/6.8 bar

Minimum Pressure: 20 psi/1.4 bar

Maximum Temperature: 100°F/38°C

Minimum Temperature: 40°F/4.4°C

Feed Water Quality: pH 6.5 to 8.5

Chlorine < 2ppm

Iron (maximum) 0.3 mg/l

Manganese (maximum) 0.05 mg/l

Oil & H₂S- None allowed

For all other feed water quality requirements abide by the current USEPA Safe Drinking Water Act standards.

System Model	Max Flow Rate	Chlorine Capacity*	Connection Size	Reduces		
				Sediment	Chlorine*	Chloramine
QTCLDBMX-1S-.5M	1.5 GPM (5.7 LPM)	10,000 Gallons	3/8" (10mm) NPT	✓	✓	✓
QTCLDBMX-2S-.5M	1.5 GPM (5.7 LPM)	10,000 Gallons	1/2" (15mm) NPT	✓	✓	✓
QTCLDBMX-3S-.5M	3 GPM (11.4 LPM)	20,000 Gallons	1/2" (15mm) NPT	✓	✓	✓
QTCLDBMX-4S-.5M	4.5 GPM (17.1 LPM)	30,000 Gallons	1/2" (15mm) NPT	✓	✓	✓
QTCLDBMX-5S-.5M	6 GPM (22.8 LPM)	40,000 Gallons	1/2" (15mm) NPT	✓	✓	✓

*Chlorine capacity and chlorine reduction was Tested and Certified by WQA against NSF/ANSI standard 42. Testing was conducted with water having an influent challenge concentration of 2.0 mg/L (± 10%) free chlorine and an effluent reduction requirement of equal to or greater than 50%. Testing was performed under standard laboratory conditions, actual performance may vary. Other contaminant reduction claims are non certified.

Filter Cartridge Life Span

Filter cartridges should be changed at end of filter life, due to lack of filtering performance, or whenever a 15 psi pressure drop or greater is experienced during normal operation, whichever comes first.

Replacement Filters

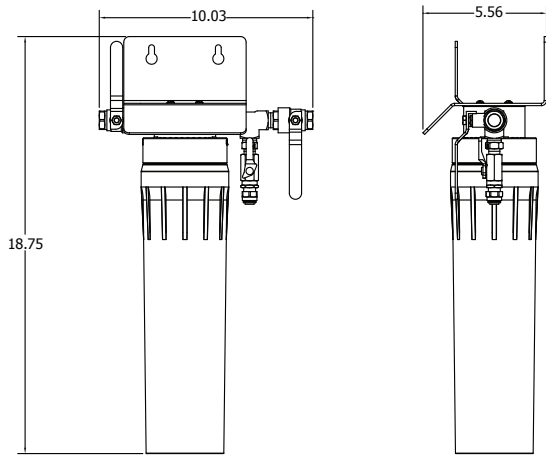
System Replacement Filters			
System Model	Filter Ordering Code	Frequency	Description
QTCLDBMX-1S-.5M	QTCB15S**	6 Months	15" QT 0.5 Micron Ultra Filtration Membrane And Carbon Block
QTCLDBMX-2S-.5M	HSR-L-SED-5M	6 Months	20" 5 Micron Sediment Pre Filter
	QTCB15	6 Months	15" QT 0.5 Micron Ultra Filtration Membrane And Carbon Block
QTCLDBMX-3S-.5M	HSR-L-SED-5M	6 Months	20" 5 Micron Sediment Pre Filter
	QTCB15	6 Months	15" QT 0.5 Micron Ultra Filtration Membrane And Carbon Block (2)
QTCLDBMX-4S-.5M	HSR-L-SED-5M	6 Months	20" 5 Micron Sediment Pre Filter
	QTCB15	6 Months	15" QT 0.5 Micron Ultra Filtration Membrane And Carbon Block (3)
QTCLDBMX-5S-.5M	HSR-L-SED-5M	6 Months	20" 5 Micron Sediment Pre Filter
	QTCB15	6 Months	15" QT 0.5 Micron Ultra Filtration Membrane And Carbon Block (4)

NOTICE

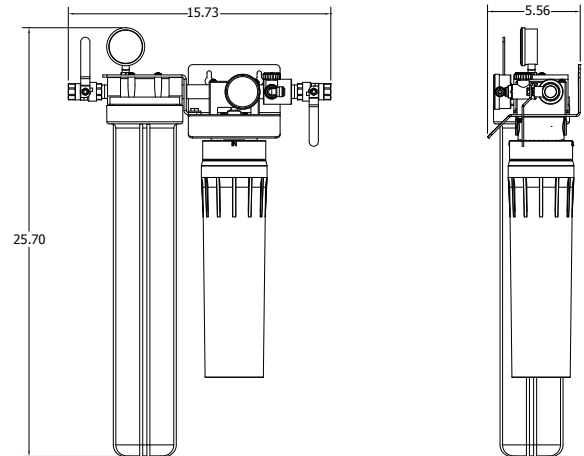
Cartridge capacities are estimates and may be less depending on incoming water quality. Once installed, flush new cartridges for 5 minutes prior to use for proper conditioning.

**The QTCB15S is the same filter as the QTCB15. Only the label position has been changed so that the label faces forward on single cartridge systems.

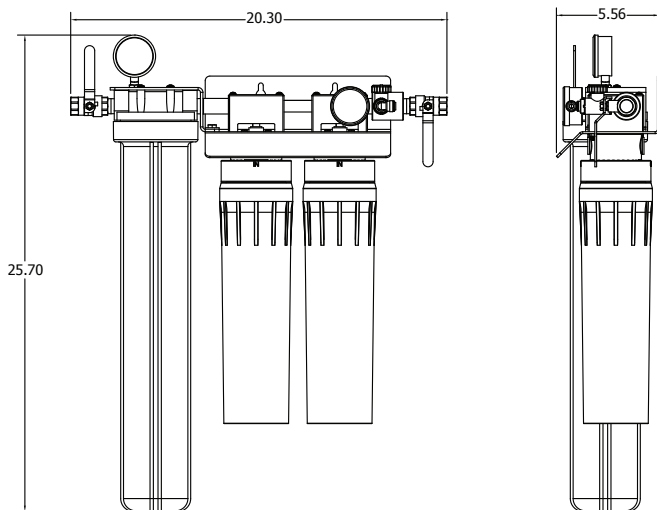
QTCLDBMX-1S-.5M



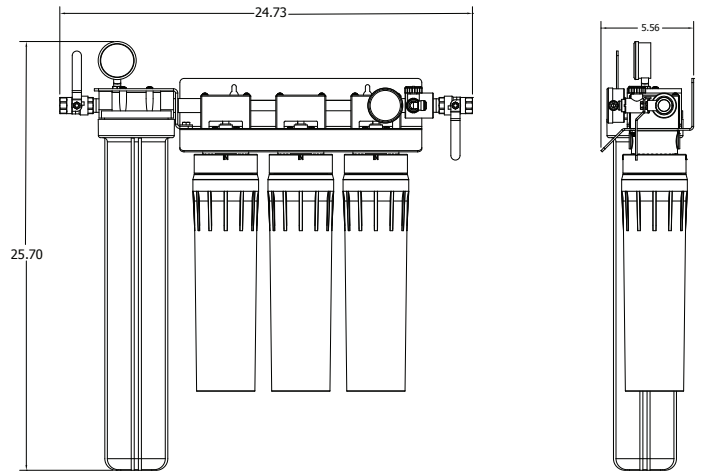
QTCLDBMX-2S-.5M



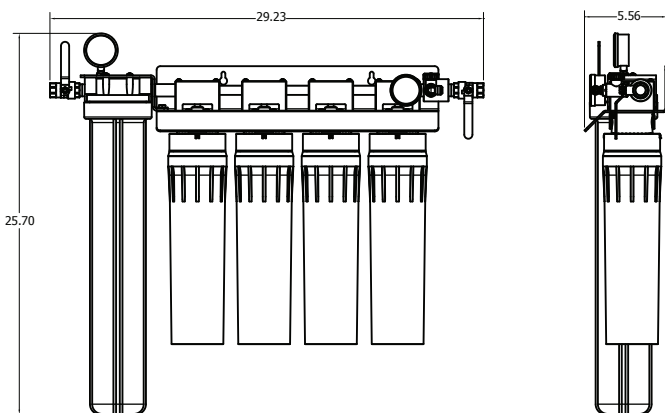
QTCLDBMX-3S-.5M



QTCLDBMX-4S-.5M



QTCLDBMX-5S-.5M



Note: Allow 3" of clearance at bottom of system for removal of filter bowls for filter cartridge replacement



A Watts Water Technologies Company



Tel: (800) 264-1183 • Fax: (724) 733-4808 • foodservice.watts.com