



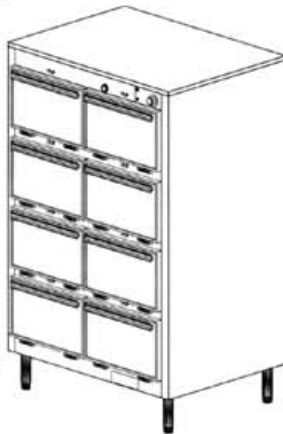
"Your Solutions Partner"

Specifications

F.O.B. St. Louis, Missouri 63102



1306



1308

OPTIONS:

- Enclosed base - 6" high
- Cord and plug - 8'
- Casters - 5" polyurethane, 2 swivel w/brakes/2 rigid
- Push bar
- Bumpers - stainless steel
- Door Panels - laminated plastic
- Additional pair 3" angle slides
- Door locks
- 440-480V Circuit
- Celsius thermometer in lieu of Fahrenheit
- 208V/1Ph; 208V/3Ph; 240V/1Ph; 240V/3Ph

AGENCY LISTINGS:



DUKE MANUFACTURING CO.
2305 N. Broadway
St. Louis, MO 63102

800.735.3853 Toll Free
314.231.1130 In Missouri
314.231.5074 Fax
www.dukemfg.com

Approval Stamp(s):

PROJECT INFORMATION:

PROJECT: _____
 ITEM: _____
 QUANTITY: _____

MODEL:

Thermotainer Food Holding Cabinets - "A" Series 9"H x 14"W x 23-1/2"D Compartments

- 1306** Reach-In - 1 thermostat controls all 6 compartments, w/legs
- 1306P** Pass-Thru - 1 thermostat controls all 6 compartments, w/legs
- 1308** Reach-In - 1 thermostat controls all 8 compartments, w/legs
- 1308P** Pass-Thru - 1 thermostat controls all 8 compartments, w/legs

BODY:

- Heavy gauge stainless steel, all panels except bottom
- Shell welded to interior
- Die-stamped compartment openings

DOORS:

- Stainless steel, die-stamped, embossed front
- Ribbed interior
- Reinforced for mounting hardware
- Insulated with fiberglass
- Spring hinges die-stamped, with built-in stop externally adjustable, completely concealed

COMPARTMENTS:

- Heavy gauge stainless steel
- Rounded corners
- Stainless steel studs for angle slides at 3 levels
- (2) removable, adjustable stainless steel 3" angle slide pairs
- Removable compartment for inspection and maintenance

ELECTRICAL CONTROLS:

- Recessed thermostat w/built-in On-Off switch
- Heat range 100°-300°F and dial thermometer
- Pilot lights
- Recessed connection box
- Removable access panels

DAMPERS:

- 2-position sliding type
- Controlled by push buttons
- Compartments individually controlled

INSULATION:

- Body fully insulated with 1-1/2" fiberglass

HEATING ELEMENTS:

- Sheath type strip heaters, 120 volt, 1 Phase
- Removable compartment for ease of access to heating elements

LEGS:

- Stainless steel die-stamped adjustable - 6" high

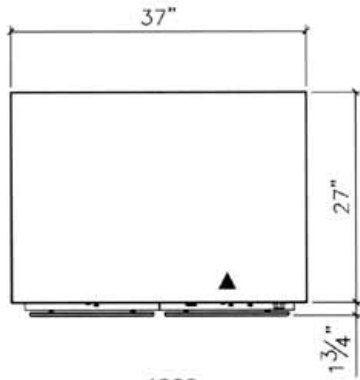
SHORT FORM SPECIFICATIONS:

Duke Thermotainers Food Holding Cabinets. Models 1306/1306P constructed with six (6) compartments. Models 1308/1308P to have eight (8) compartments. Compartments 9"H x 14"W x 23-1/2"D. Each compartment to have two (2) pairs of removable stainless steel slides. One thermostat controls all compartments. Built-in installation - allow 1/4" tolerance greater than body width. 100°-300°F heat range, with dial thermometer and 6" high stainless steel legs.

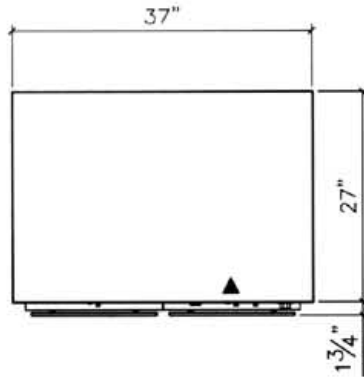
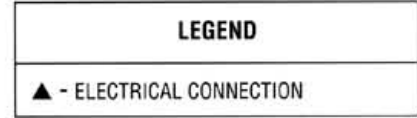
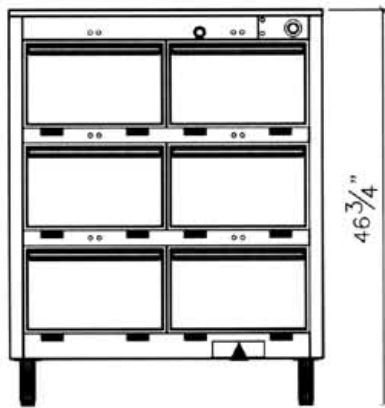


THERMOTAINER FOOD HOLDING CABINETS - "A" SERIES
9"H x 14"W x 23-1/2"D COMPARTMENTS

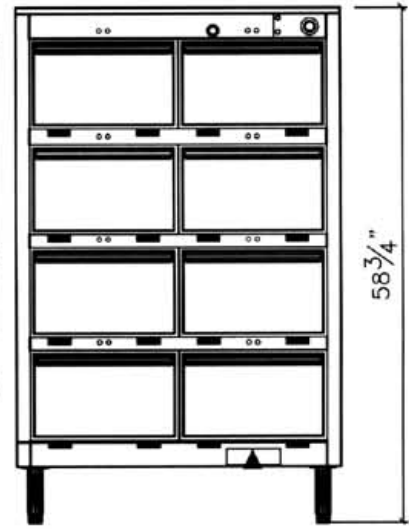
- 1306** Reach-In - 1 thermostat controls all 6 compartments, w/legs
- 1306P** Pass-Thru - 1 thermostat controls all 6 compartments, w/legs
- 1308** Reach-In - 1 thermostat controls all 8 compartments, w/legs
- 1308P** Pass-Thru - 1 thermostat controls all 8 compartments, w/legs



1306



1308



Freight Class: 100

DIMENSIONS:

| Model | Width | | Depth | | Height | | Comp. Depth | | Cube ft. crated | Weight | |
|--------------|-------|------|--------|------|--------|-------|-------------|------|-----------------|--------|-------|
| | in. | cm | in. | cm | in. | cm | in. | cm | | lbs. | kg |
| 1306 | 37 | 94.0 | 28-3/4 | 73.0 | 46-3/4 | 118.8 | 23-1/2 | 59.7 | 44.6 | 550 | 250.0 |
| 1306P | 37 | 94.0 | 30-1/2 | 77.5 | 46-3/4 | 118.8 | 25-1/2 | 64.8 | 47.0 | 550 | 250.0 |
| 1308 | 37 | 94.0 | 28-3/4 | 73.0 | 58-3/4 | 149.2 | 23-1/2 | 59.7 | 54.4 | 650 | 295.5 |
| 1308P | 37 | 94.0 | 30-1/2 | 77.5 | 58-3/4 | 149.2 | 23-1/2 | 64.8 | 57.3 | 650 | 295.5 |

ELECTRICAL SPECIFICATIONS: (Consult factory for 3-phase electrical requirements and other options.)

| Model | Connected Load |
|--------------|----------------|
| 1306 | 2250 watts |
| 1306P | 2250 watts |
| 1308 | 3000 watts |
| 1308P | 3000 watts |

| | 1306/1306P | 1308/1308P |
|-----------------------------------|---|---|
| Capacity w/standard slides | (18) 12" x 20" x 2" pans or (12) 12" x 20" x 4" pans or (6) 12" x 20" x 8" pans | (24) 12" x 20" x 2" pans or (16) 12" x 20" x 4" pans or (8) 12" x 20" x 8" pans |

- 1306** Reach-In - hinged doors on front only
- 1306P** Pass-Thru - hinged doors on front & back for pass-thru service
- 1308** Reach-In - hinged doors on front only
- 1308P** Pass-Thru - hinged doors on front & back for pass-thru service



DUKE MANUFACTURING CO.
2305 N. Broadway
St. Louis, MO 63102

800.735.3853 Toll Free
314.231.1130 In Missouri
314.231.5074 Fax
www.dukemfg.com

"Your Solutions Partner"

Specifications subject to change

08/03

Printed in U.S.A.
 ©2003, Duke Manufacturing Co.