



"Your Solutions Partner"

Specifications

F.O.B. St. Louis, Missouri 63102



1452



1453

OPTIONS:

- Enclosed base - 6" high
- Cord and plug - 8'
- Casters - 5" polyurethane, 2 swivel w/brakes/2 rigid
- Push bar
- Bumpers - stainless steel
- Door Panels - laminated plastic
- Additional pair 5" angle slides
- Legs - for 1452 and 1452P models
- Door locks
- 440-480V Circuit
- Celsius thermometer in lieu of Fahrenheit
- 208V/1Ph; 208V/3Ph; 240V/1Ph; 240V/3Ph

AGENCY LISTINGS:



DUKE MANUFACTURING CO.
2305 N. Broadway
St. Louis, MO 63102

800.735.3853 Toll Free
314.231.1130 In Missouri
314.231.5074 Fax
www.dukemfg.com

Approval Stamp(s):

PROJECT INFORMATION:

PROJECT: _____
ITEM: _____
QUANTITY: _____

MODEL:

Thermotainer Food Holding Cabinets - "B" Series 9"H x 22"W x 28-1/2"D Compartments

- 1452** Reach-In - 1 thermostat controls all 2 compartments, w/o legs
- 1452P** Pass-Thru - 1 thermostat controls all 2 compartments, w/o legs
- 1453** Reach-In - 1 thermostat controls all 3 compartments, w/legs
- 1453P** Pass-Thru - 1 thermostat controls all 3 compartments, w/legs

BODY:

- Heavy gauge stainless steel, all panels except bottom
- Shell welded to interior
- Die-stamped compartment openings

DOORS:

- Stainless steel, die-stamped, embossed front
- Ribbed interior
- Reinforced for mounting hardware
- Insulated with fiberglass
- Spring hinges die-stamped, with built-in stop externally adjustable, completely concealed

COMPARTMENTS:

- Heavy gauge stainless steel
- Rounded corners
- Stainless steel studs for angle slides at 3 levels
- (2) removable, adjustable, stainless steel, 5" angle slide pairs
- Removable liner for inspection and maintenance

ELECTRICAL CONTROLS:

- Recessed thermostat w/built-in On-Off switch
- Heat range 100°-300°F and dial thermometer
- Pilot lights
- Recessed connection box
- Removable access panels

DAMPERS:

- 2-position sliding type
- Controlled by push buttons
- Compartments individually controlled

INSULATION:

- Body fully insulated with 1-1/2" fiberglass

HEATING ELEMENTS:

- Sheath type strip heaters, 120 Volt, 1 Phase
- Removable compartment for ease of access to heating elements

LEGS: For 1453 and 1453P models

- Stainless steel die-stamped adjustable - 6" high

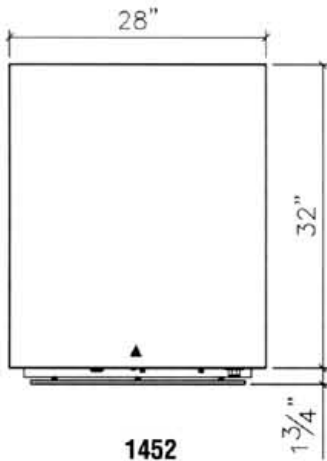
SHORT FORM SPECIFICATIONS:

Duke Thermotainers Food Holding Cabinets. Models 1452/1452P constructed with two (2) compartments. Models 1453/1453P to have three (3) compartments. Compartments 9"H x 22"W x 28-1/2"D. Each compartment to have two (2) pairs of removable stainless steel slides. One thermostat controls all compartments. 100°-300°F heat range with dial thermometer. Built-in installation - allow 1/4" tolerance greater than body width. 1453/1453P models to have 6" stainless steel legs.

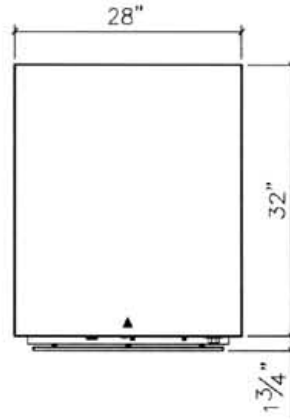

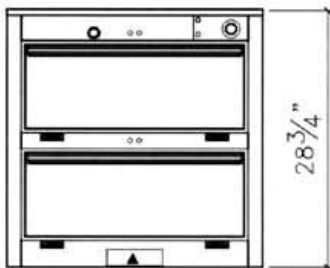


THERMOTAINER FOOD HOLDING CABINETS - "B" SERIES
9"H x 22"W x 28-1/2"D COMPARTMENTS

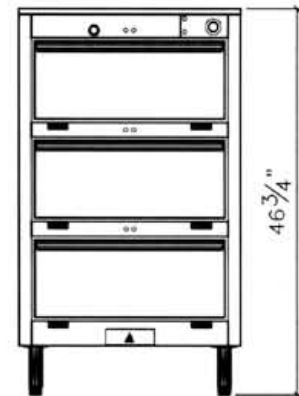
- ❑ **1452** Reach-In - 1 thermostat controls all 2 compartments, w/o legs
- ❑ **1452P** Pass-Thru - 1 thermostat controls all 2 compartments, w/o legs
- ❑ **1453** Reach-In - 1 thermostat controls all 3 compartments, w/legs
- ❑ **1453P** Pass-Thru - 1 thermostat controls all 3 compartments, w/legs



1452



1453



DIMENSIONS:

Freight Class: 100

Model	Width		Depth		Height		Comp. Depth		Cube ft. crated	Weight	
	in.	cm	in.	cm	in.	cm	in.	cm		lbs.	kg
1452	28	71.1	33-3/4	85.7	28-3/4	73.0	28-1/2	72.4	27.3	300	136.4
1452P	28	71.1	35-1/2	90.2	28-3/4	73.0	30-1/2	77.5	28.6	300	136.4
1453	28	71.1	33-3/4	85.7	46-3/4	118.8	28-1/2	72.4	40.7	500	227.3
1453P	28	71.1	35-1/2	90.2	46-3/4	118.8	30-1/2	77.5	42.6	500	227.3

ELECTRICAL SPECIFICATIONS: (Consult factory for 3-phase electrical requirements and other options.) 120V, 1Ph

Model	Connected Load
1452	1500 watts
1452P	1500 watts
1453	2000 watts
1453P	2000 watts

	1452/1452P	1453/1453P
Capacity w/standard slides	(12) 12" x 20" x 2" pans or (8) 12" x 20" x 4" pans or (4) 12" x 20" x 8" pans or (6) 18" x 26" bake sheets	(18) 12" x 20" x 2" pans or (12) 12" x 20" x 4" pans or (6) 12" x 20" x 8" pans or (9) 18" x 26" bake sheets

- 1452** Reach-In - hinged doors on front only
- 1452P** Pass-Thru - hinged doors on front & back for pass-thru service
- 1453** Reach-In - hinged doors on front only
- 1453P** Pass-Thru - hinged doors on front & back for pass-thru service



DUKE MANUFACTURING CO.
2305 N. Broadway
St. Louis, MO 63102

800.735.3853 Toll Free
314.231.1130 In Missouri
314.231.5074 Fax
www.dukemfg.com

"Your Solutions Partner"

Specifications subject to change

08/03

Printed in U.S.A.
 ©2003, Duke Manufacturing Co.