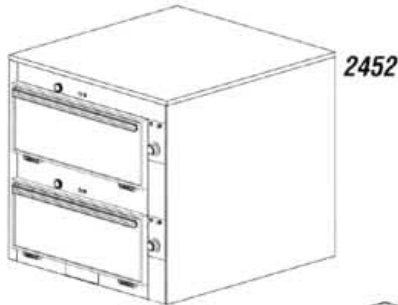




"Your Solutions Partner"

Specifications

F.O.B. St. Louis, Missouri 63102



2452



2453

OPTIONS:

- Enclosed base - 6" high
- Cord and plug - 8'
- Casters - 5" polyurethane, 2 swivel w/brakes/2 rigid
- Push bar
- Bumpers - stainless steel
- Door Panels - laminated plastic
- Additional pair 5" angle slides
- Door locks
- Legs - 2452, 2452P models only
- 440-480V Circuit
- Celsius thermometer in lieu of Fahrenheit
- 208V/1Ph; 208V/3Ph; 240V/1Ph; 240V/3Ph

AGENCY LISTINGS:



DUKE MANUFACTURING CO.
2305 N. Broadway
St. Louis, MO 63102

800.735.3853 Toll Free
314.231.1130 In Missouri
314.231.5074 Fax
www.dukemfg.com

Approval Stamp(s):

PROJECT INFORMATION:

PROJECT: _____
 ITEM: _____
 QUANTITY: _____

MODEL:

Thermotainer Food Holding Cabinets - "B" Series 9"H x 22"W x 28-1/2"D Compartments

- 2452** Reach-In - 1 thermostat per compartment, w/o legs
- 2452P** Pass-Thru - 1 thermostat per compartment, w/o legs
- 2453** Reach-In - 1 thermostat per compartment, w/legs
- 2453P** Pass-Thru - 1 thermostat per compartment, w/legs

BODY:

- Heavy gauge stainless steel, all panels except bottom
- Shell welded to interior
- Die-stamped compartment openings

DOORS:

- Stainless steel, die-stamped, embossed front
- Ribbed interior
- Reinforced for mounting hardware
- Insulated with fiberglass
- Spring hinges die-stamped, with built-in stop externally adjustable, completely concealed

COMPARTMENTS:

- Heavy gauge stainless steel
- Rounded corners
- Stainless steel studs for angle slides at 3 levels
- (2) removable, adjustable, stainless steel, 5" angle slide pairs
- Removable liner for inspection and maintenance

ELECTRICAL CONTROLS:

- Recessed thermostat w/built-in On-Off switch
- Heat range 100°-300°F and dial thermometer
- Pilot lights
- Recessed connection box
- Removable access panels

DAMPERS:

- 2-position sliding type
- Controlled by push buttons
- Compartments individually controlled

INSULATION:

- Body fully insulated with 1-1/2" fiberglass

HEATING ELEMENTS:

- Sheath type strip heaters, 120 Volt, 1 Phase
- Removable compartment for ease of access to heating elements

LEGS: (2453, 243P models only)

- Stainless steel die-stamped adjustable - 6" high

SHORT FORM SPECIFICATIONS:

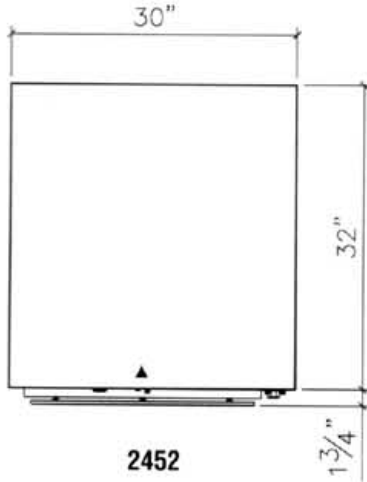
Duke Thermotainers Food Holding Cabinets. Models 2452/2452P constructed with two (2) compartments. Models 2453/2453P to have three (3) compartments. Compartments 9"H x 22"W x 28-1/2"D. Each compartment to have two (2) pairs of removable stainless steel slides. One thermostat controls each compartment on all units. 100°-300°F heat range with dial thermometer. Built-in installation - allow 1/4" tolerance greater than body

Thermotainer[®] by DUKE

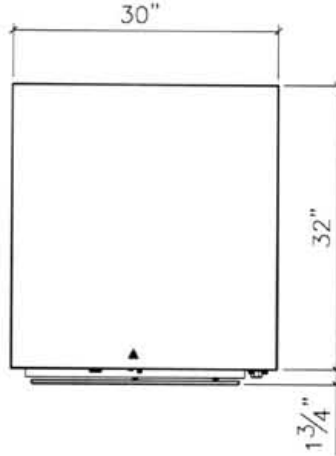
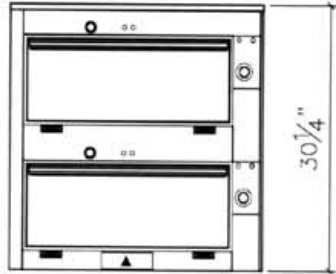
width. 2453, 2453P models to have 6" stainless steel adjustable legs.

THERMOTAINER FOOD HOLDING CABINETS - "B" SERIES 9"H x 22"W x 28-1/2"D COMPARTMENTS

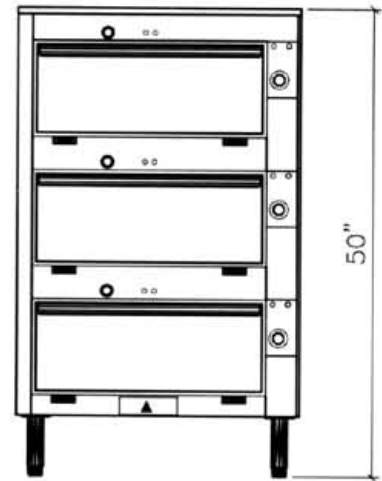
- **2452** Reach-In - 1 thermostat per compartment, w/o legs
- **2452P** Pass-Thru - 1 thermostat per compartment, w/o legs
- **2453** Reach-In - 1 thermostat per compartment, w/legs
- **2453P** Pass-Thru - 1 thermostat per compartment, w/legs



2452



2453



DIMENSIONS:

Freight Class: 100

Model	Width		Depth		Height		Comp. Depth		Cube ft. crated	Weight	
	in.	cm	in.	cm	in.	cm	in.	cm		lbs.	kg
2452	30	76.2	33-3/4	85.7	30-1/4	76.8	28-1/2	72.4	30.1	300	136.4
2452P	30	76.2	35-1/2	90.2	30-1/4	76.8	30-1/2	77.5	31.5	300	136.4
2453	30	76.2	33-3/4	85.7	50	127.0	28-1/2	72.4	45.6	550	250.0
2453P	30	76.2	35-1/2	90.2	50	127.0	30-1/2	77.5	47.7	550	250.0

ELECTRICAL SPECIFICATIONS: (Consult factory for 3-phase electrical requirements and other options.) 120V, 1Ph

Model	Connected Load	2452/2452P		2453/2453P	
		Capacity w/standard slides		Capacity w/standard slides	
2452	1500 watts	(12) 12" x 20" x 2" pans or (8) 12" x 20" x 4" pans or (4) 12" x 20" x 8" pans or (6) 18" x 26" bake sheets		(18) 12" x 20" x 2" pans or (12) 12" x 20" x 4" pans or (6) 12" x 20" x 8" pans or (9) 18" x 26" bake sheets	
2452P	1500 watts				
2453	2250 watts				
2453P	2250 watts				

- 2452** Reach-In - hinged doors on front only
- 2452P** Pass-Thru - hinged doors on front & back for pass-thru service
- 2453** Reach-In - hinged doors on front only
- 2453P** Pass-Thru - hinged doors on front & back for pass-thru service



DUKE MANUFACTURING CO.
2305 N. Broadway
St. Louis, MO 63102

800.735.3853 Toll Free
314.231.1130 In Missouri
314.231.5074 Fax
www.dukemfg.com

"Your Solutions Partner"

Specifications subject to change

Printed in U.S.A.
©2003, Duke Manufacturing Co.