



"Your Solutions Partner"

Specifications

F.O.B. St. Louis, Missouri 63102



Approval Stamp(s):

PROJECT INFORMATION:

PROJECT: _____
ITEM: _____
QUANTITY: _____

MODEL:

Thermotainer Food Holding Cabinets - "B" Series 9"H x 22"W x 28-1/2"D Compartments

- 2458** Reach-In - 1 thermostat per compartment, w/legs
- 2458P** Pass-Thru - 1 thermostat per compartment, w/legs
- 2464** Reach-In - 1 thermostat per compartment, w/o legs
- 2464P** Pass-Thru - 1 thermostat per compartment, w/o legs

BODY:

- Heavy gauge stainless steel, all panels except bottom
- Shell welded to interior
- Die-stamped compartment openings

DOORS:

- Stainless steel, die-stamped, embossed front
- Ribbed interior
- Reinforced for mounting hardware
- Insulated with fiberglass
- Spring hinges die-stamped, with built-in stop externally adjustable, completely concealed

COMPARTMENTS:

- Heavy gauge stainless steel
- Rounded corners
- Stainless steel studs for angle slides at 3 levels
- (2) removable, adjustable, stainless steel, 5" angle slide pairs
- Removable liner for inspection and maintenance

ELECTRICAL CONTROLS:

- Recessed thermostat w/built-in On-Off switch
- Heat range 100°-300°F and dial thermometer
- Pilot lights
- Recessed connection box
- Removable access panels

DAMPERS:

- 2-position sliding type
- Controlled by push buttons
- Compartments individually controlled

INSULATION:

- Body fully insulated with 1-1/2" fiberglass

HEATING ELEMENTS:

- Sheath type strip heaters, 120 Volt, 1 Phase
- Removable compartment for ease of access to heating elements

LEGS (2458, 2458P models):

- Stainless steel die-stamped adjustable - 6" high

SHORT FORM SPECIFICATIONS:

Duke Thermotainers Food Holding Cabinets. Models 2458/2458P constructed with eight (8) compartments. Models 2464/2464P to have four (4) compartments. Compartments 9"H x 22"W x 28-1/2"D. Each compartment to have two (2) pairs of removable stainless steel slides. One thermostat per compartment. 100°-300°F heat range with dial thermometer. Built-in installation - allow 1/4" tolerance greater than body width.

OPTIONS:

- Enclosed base - 6" high
- Cord and plug - 8'
- Casters - 5" polyurethane, 2 swivel w/brakes/2 rigid
- Push bar
- Bumpers - stainless steel
- Door Panels - laminated plastic
- Additional pair 5" angle slides
- Door locks
- Legs (2464, 2464P models)
- 440-480V Circuit
- Celsius thermometer in lieu of Fahrenheit
- 208V/1Ph; 208V/3Ph; 240V/1Ph;240V/3Ph

AGENCY LISTINGS:



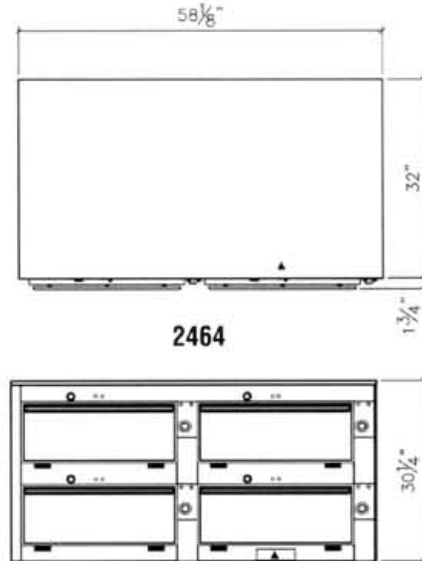

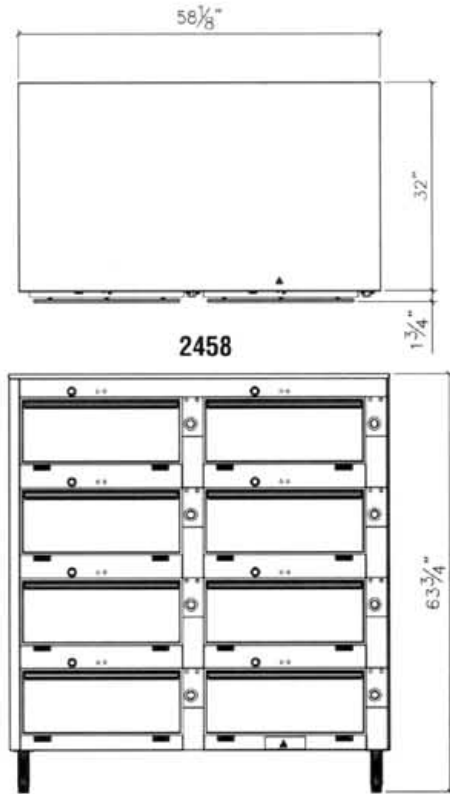
DUKE MANUFACTURING CO.
2305 N. Broadway
St. Louis, MO 63102

800.735.3853 Toll Free
314.231.1130 In Missouri
314.231.5074 Fax
www.dukemfg.com



THERMOTAINER FOOD HOLDING CABINETS - "B" SERIES
9"H x 22"W x 28-1/2"D COMPARTMENTS

- ☐ **2458** Reach-In - 1 thermostat per compartment, w/legs
- ☐ **2458P** Pass-Thru - 1 thermostat per compartment, w/legs
- ☐ **2464** Reach-In - 1 thermostat per compartment, w/o legs
- ☐ **2464P** Pass-Thru - 1 thermostat per compartment, w/o legs



Catalog No. THERMO-2458/2464 A.I.A. File No. 35-C-13

THERMOTAINER FOOD HOLDING CABINETS - "B" SERIES - 2458/2464

DIMENSIONS:

Freight Class: 100

Model	Width		Depth		Height		Comp. Depth		Cube ft. crated	Weight	
	in.	cm	in.	cm	in.	cm	in.	cm		lbs.	kg
2458	58-1/8	147.7	33-3/4	85.7	63-3/4	161.9	28-1/2	72.4	100.5	1150	522.7
2458P	58-1/8	147.7	35-1/2	90.2	63-3/4	161.9	30-1/2	77.5	105.2	1150	522.7
2464	58-1/8	147.7	33-3/4	85.7	30-1/4	76.8	28-1/2	72.4	53.6	650	295.5
2464P	58-1/8	147.7	35-1/2	90.2	30-1/4	76.8	30-1/2	77.5	56.1	650	295.5

ELECTRICAL SPECIFICATIONS: (Consult factory for 3-phase electrical requirements and other options.) 120V, 1Ph

Model	Connected Load
2458	6000 watts
2458P	6000 watts
2464	3000 watts
2464P	3000 watts

	2484/2458P	2464/2464P
Capacity w/standard slides	(48) 12" x 20" x 2" pans or (32) 12" x 20" x 4" pans or (16) 12" x 20" x 8" pans or (24) 18" x 26" bake sheets	(24) 12" x 20" x 2" pans or (16) 12" x 20" x 4" pans or (8) 12" x 20" x 8" pans or (12) 18" x 26" bake sheets

- 2458** Reach-In - hinged doors on front only
- 2458P** Pass-Thru - hinged doors on front & back for pass-thru service
- 2464** Reach-In - hinged doors on front only
- 2464P** Pass-Thru - hinged doors on front & back for pass-thru service



DUKE MANUFACTURING CO.
2305 N. Broadway
St. Louis, MO 63102

800.735.3853 Toll Free
314.231.1130 In Missouri
314.231.5074 Fax
www.dukemfg.com

"Your Solutions Partner"

Specifications subject to change

08/03

Printed in U.S.A.
 ©2003, Duke Manufacturing Co.