



# Specifications

F.O.B St. Louis, Missouri 63102



E101-E

## OPTIONS:

- ☐ Casters
- ☐ High Voltage (440/480)
- ☐ 2-speed fan

## AGENCY LISTINGS:



**DUKE MANUFACTURING CO.**  
2305 N. Broadway  
St. Louis, MO 63102

800.735.3853 Toll Free  
314-231-1130 In Missouri  
314.231.5074 Fax  
www.dukemfg.com

## Approval Stamp(s):

## PRODUCT INFORMATION:

PROJECT: \_\_\_\_\_  
ITEM: \_\_\_\_\_  
QUANTITY: \_\_\_\_\_

## MODEL:

### Duke Convection Ovens "E" Series - Single - Electric

- ☐ **E101-E** Single section, standard depth

## STANDARD FEATURES:

- 5 racks
- Porcelain interior finish
- Stainless front
- 27" angular painted legs

## OVEN SECTION:

- Painted sides and top
- 50/50 independent stainless steel doors
- Double pane glass both doors
- 1-1/2" insulation on bottom, sides and back
- 3" insulation on top
- Interior lights

## OVEN CONTROLS:

- ☐ Power off/cook switch
- ☐ Dial type thermostat - 200° - 500°F
- ☐ 1-hour dial timer, electric buzzer

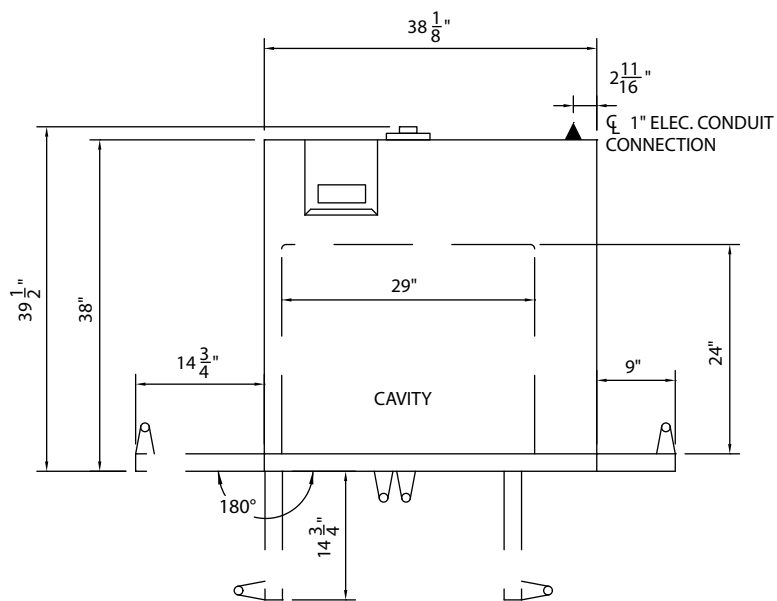
## SHORT FORM SPECIFICATIONS:

### Duke Convection Ovens - "E" Series - Electric - Single Section.

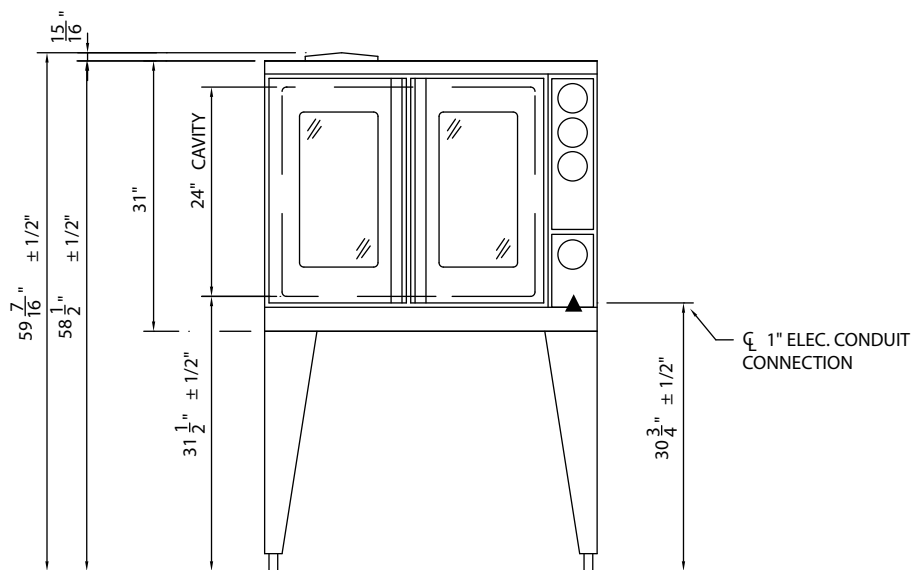
Unit shall have stainless steel exterior front, painted sides and top. Bottom, back and sides, to be fully insulated with 1-1/2" thick board type insulation, top to have 3" thick insulation. Interior shall be porcelain enameled interior, with 7/8" radius, coved corners. Each section to include five oven racks. Each oven section shall be heated with 11 KW electric heating elements that encircle the blower wheel for even heat distribution. Fuse protected against overload. Unit to be completely front serviceable. Controls shall be: Power off/cook switch, dial type thermostat to operate from 200° - 500°F, and a 1-hour dial timer with electric buzzer. Doors shall be 50/50 independent stainless steel, insulated, and hinged on 5/8" solid stainless steel shafts with oil impregnated bronze bushings for each door. Double pane glass in both doors standard. Door to have roller style latch and catch mechanism. Legs shall be angular painted, 27" high, with adjustable feet. Units shall have the following options: 2-speed fan & casters. Limited 1 year warranty on parts and labor.

## DUKE CONVECTION OVENS "E" SERIES - ELECTRIC - SINGLE

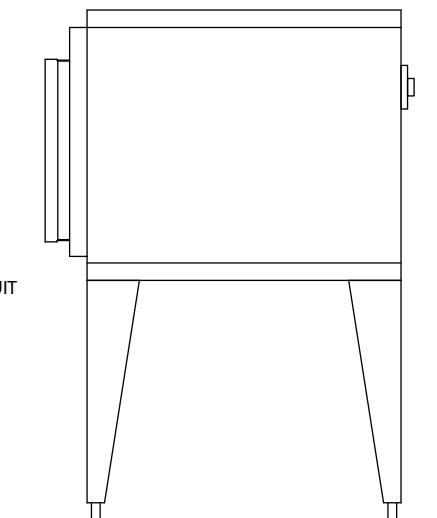
□ **E101-E** Single section, standard depth



**TOP VIEW**



**FRONT VIEW**



**RIGHT SIDE VIEW**

Electrical Specifications - Per Section				
	208V Amps	240V Amps	480V Amps	KW
1 Phase	52.8	45.8	n/a	10.0
3 Phase	30.5	26.5	13.3	10.0

▲ - Electronic connection point

**DIMENSIONS:**

Model	Depth front view		Width		Height top view		Cube ft. crated	Weight	
	in	cm	in.	cm	in.	cm		lbs	kg
E101-E	39-1/2	100.3	38	96.5	60	152.4	59.6	505	229.6

FREIGHT CLASS: 85



**DUKE MANUFACTURING CO.**  
2305 N. Broadway  
St. Louis, MO 63102

800.735.3853 Toll Free  
800.231.1130 In Missouri  
314.231.5074 Fax  
[www.dukemfg.com](http://www.dukemfg.com)

Specification subject to change

01/10  
Printed in U.S.A.  
© 2010, Duke Manufacturing Co.