



"Your Solutions Partner"

# Specifications

F.O.B Sedalia, Missouri 65301



**HB3CM - N7**

(shown with optional trayslides and canopy)

### OPTIONS:

- 10" deep liner in lieu of 5" deep
- Internal locking device
- False bottom - **FB-**\_\_\_\_\_
- 220V - 50 Hz compressor
- Condensate evaporator - **COND EVAP**
- 8' or 10' cord and plug in lieu of standard 6'
- 1-color laminate on body/second color laminate on tray slide-  
**HBMODA1**
- Laminate finish other than standard eight (8) finishes -  
**HBMODA2**
- Designer sneeze guards - **TS Series**
- Glass display shelves - **98x Series**
- Buffet shelves - **83x, 93x Series**
- Serving shelves - **956-x, 956-460-x Series**
- Kickplates - **HBMODH1** (stainless)/ **HBMODH2** (painted)/  
**HBMODH3** (laminate to match body)
- Heritage laminated trayslides
- End shelf
- Solid trayslides
- 3-bar trayslides
- Bread and cheese board - **HBMODJ1**
- Legs in lieu of casters

### AGENCY LISTINGS:



**DUKE MANUFACTURING CO.**  
2305 N. Broadway  
St. Louis, MO 63102

800.735.3853 Toll Free  
314.231.1130 In Missouri  
314.231.5074 Fax  
www.dukemfg.com

### Approval Stamp(s):

### PRODUCT INFORMATION:

PROJECT: \_\_\_\_\_  
ITEM: \_\_\_\_\_  
QUANTITY: \_\_\_\_\_

### MODEL:

**Heritage Buffet - Cold Pan - Mechanically Cooled  
8" Deep Meets NSF Standard 7**

- HB3CM-N7** 46" length unit
- HB4CM-N7** 60" length unit
- HB5CM-N7** 74" length unit

### TOP:

- 16 gauge, 300 Series stainless steel
- Flanged down 2" on all four (4) sides
- Formed down into one heavy gauge stainless steel cold pan

### BODY:

- Heavy gauge paint grip steel
  - Laminate patterns:
    - Beige Grafix - **HB-01**
    - Oxide - **HB-04**
    - Fallen Leaves - **HB-07**
    - Chestnut Burl - **HB-11**
  - Stellar - **HB-03**
  - Northern Oak - **HB-06**
  - Azul Granite - **HB-13**
  - Amber Maple - **HB-12**
- Stainless steel trim strips on corners
  - Flanged and channeled edges for strength
  - Welded together with reinforcements
  - Stainless steel removable grille
  - Mounted on NSF listed 5" diameter swivel casters, two with locks, all non-marking polyurethane tires
  - 6' electric cord and plug

### MECHANICALLY COOLED COLD PAN SECTION:

- 18 gauge, 300 Series stainless steel liner, 8" deep
- 1" cast brass drain and plug
- Insulated on all four sides and bottom
- Refrigerated coils, controls and compressor compartment - R134A
- Removable stainless brackets and adapter bars to hold food pans 3" below counter top

### SHORT FORM SPECIFICATIONS:

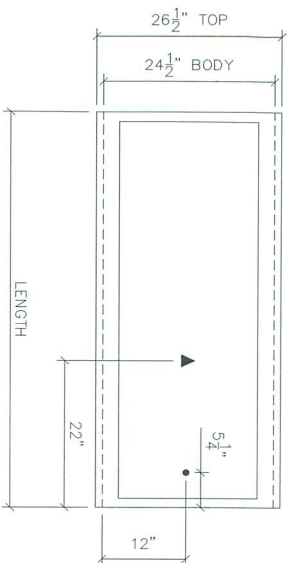
**Duke Heritage Buffet - Cold Pan - Mechanically Cooled - 8" Deep - Meets NSF Standard 7.** Top shall be constructed of 16 gauge, 300 Series stainless steel, with edges flanged down 2" on all four sides. Body of units shall be heavy gauge paint grip steel with option of eight (8) laminate patterns. Stainless steel trim strips on corners of body panels. Stainless steel cold pan of 18 gauge, 300 Series. 1" cast brass drain and plug. Insulated on all four sides and bottom. Cold pan to be 8" deep. Refrigerated coils, controls and compressor compartment. 6' electric cord and plug furnished. NSF listed casters, 5" diameter, polyurethane, swivel-type, two with locks, all non-marking tires, shall be furnished.

# HERITAGE<sup>®</sup>

FROM DUKE

HERITAGE BUFFET - COLD PAN  
MECHANICALLY COOLED - 8" DEEP  
MEETS NSF STANDARD 7

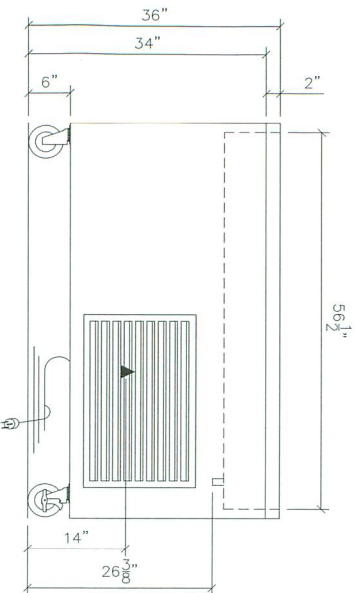
A.I.A. File No. 35-C-13



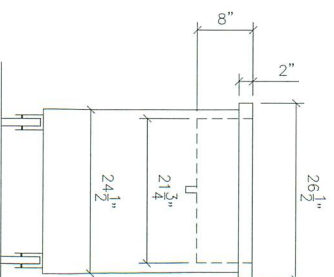
TOP VIEW

- HB3CM-N7      46" length unit
  - HB4CM-N7      60" length unit
  - HB5CM-N7      74" length unit
- | LEGEND |                       |
|--------|-----------------------|
| ▲      | ELECTRICAL CONNECTION |
| ●      | DRAIN LOCATION        |

FRONT VIEW



SIDE VIEW



**DIMENSIONS:**

8" Deep Mechanically Cooled Cold Pan - All Units 26-1/2" (67.3cm) Wide & 36" (91.4 cm) Tall

Freight Class: 100

Model	Length		Cold Pan Size				Cube ft. crated	Weight			
	in.	cm	L		W			D	lbs.	kg	
HB3CM - N7	46	116.8	42-1/2	108.0	21-3/4	55.3	8	20.3	36.0	432	196.4
HB4CM - N7	60	152.4	56-1/2	143.5	21-3/4	55.3	8	20.3	45.7	570	259.1
HB5CM - N7	74	188.0	70-1/2	179.1	21-3/4	55.3	8	20.3	56.8	710	322.7

**ELECTRICAL SPECIFICATIONS:**

Model	HP	120 volt w/no lights		NEMA
		amps		
HB3CM-N7	1/4	6.0		5-15
HB4CM-N7	1/4	6.0		5-15
HB5CM-N7	1/3	6.5		5-15

**DUKE MANUFACTURING CO.**

2305 N. Broadway  
St. Louis, MO 63102



"Your Solutions Partner"

800.735.3853 Toll Free  
314.231.1130 In Missouri  
314.231.5074 Fax  
www.dukemfg.com

Specifications subject to change

01/07  
Printed in U.S.A.  
© 2007, Duke Manufacturing Co.

