



Specifications

F.O.B Sedalia, Missouri 65301



OPAH-3-ST

OPTIONS:

- Tray shelves
- Fluorescent lights
- Infrared bullet lamps
- Incandescent bullet lights
- Legs in lieu of casters
- Body latches
- Tray shelf on end

AGENCY LISTINGS:



DUKE MANUFACTURING CO.
 2305 N. Broadway
 St. Louis, MO 63102

800.735.3853 Toll Free
314.231.5074 Fax
www.dukemfg.com

Approval Stamp(s):

PRODUCT INFORMATION:

PROJECT: _____

ITEM: _____

QUANTITY: _____

MODEL:

Econo Mate™ Buffet Units Solid Top

- DPAH-3-ST/OPAH-3-ST** Portable (Floor Models) 44-3/8"L
- DPAH-4-ST/OPAH-3-ST** Portable (Floor Models) 58-3/8"L

NOT AVAILABLE IN TABLE TOP MODELS

BODY:

- Heavy gauge paint grip steel
- Choice of (12) powder coat paint colors (must choose one)
 - #217105 - Bright White
 - #217103 - Natural Almond
 - #217150 - Orange Red
 - #217154 - Racing Red
 - #217107 - Hollyberry Red
 - #217120 - Sky Blue
 - #217127 - Fence Green
 - #217152 - Stone Gray
 - #217102 - Duke Silver
 - #217113 - Brown Kickplate
 - #217101 - Semi Gloss Black
 - #217125 - Textured Black
- Clear plexiglass canopy, with black powder coat steel brackets with end enclosures

BASES:

- Choice of
 - Open base - **O**
 - Closed base - **D**
- 5" NSF listed black swivel casters, 2 with locks

SOLID TOP:

- 300 Series stainless steel
- Reinforced with heavy gauge paint grip steel supports

SHORT FORM SPECIFICATIONS:

Duke Econo Mate Buffet Units - Solid Top Units. Portable Buffet with heavy gauge painted steel bodies, open or closed style, with 300 series stainless steel heavy gauge tops, enclosed steel base w/powder coat finish & sliding doors, clear acrylic canopy, 5" NSF approved black casters, 2 w/ locks. **NOT AVAILABLE IN TABLE TOP MODELS.**

ECONO MATE BUFFET UNITS - SOLID TOP

Catalog No. EMB-SOLID

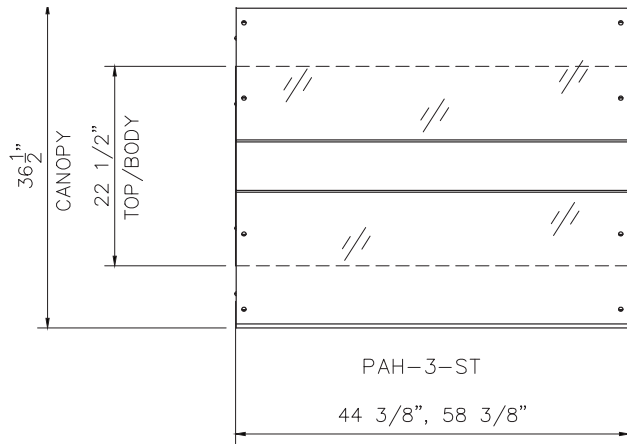
A.I.A. File No. 35-C-13

Econo-Mate®

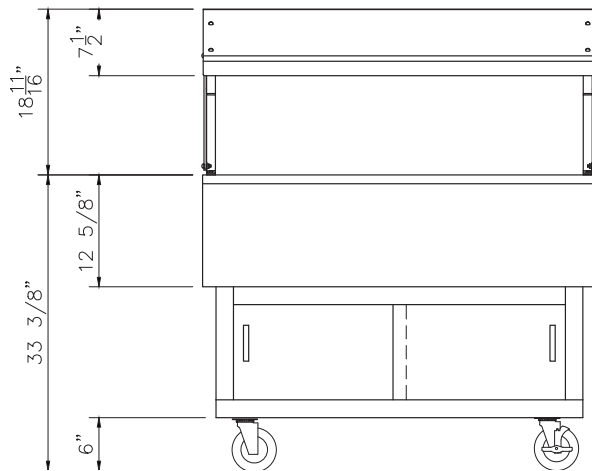
MODEL:

**Econo Mate Buffet Units
Solid Top**

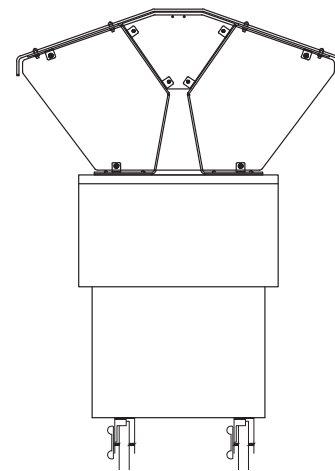
- DPAH-3-ST/OPAH-3-ST** Portable (floor models) 44-3/8"L
- DPAH-4-ST/OPAH-4-ST** Portable (floor models) 58-3/8"L



TOP VIEW



FRONT VIEW



SIDE VIEW

LEGEND

When ordering storage bases, precede model number with "O" for Open Base or "D" for closed base with doors. Example: **OPAH-2-BC** for open base unit.

DIMENSIONS:

FREIGHT CLASS: 100

Model	Length		Width		Height		Cube ft. Crated	Weight	
	in.	cm	in.	cm	in.	cm		lbs.	kg
DPAH-3-ST	44-3/8	112.8	22-1/2	57.2	33-3/8	84.8	32.0	272	123.6
OPAH-3-ST	44-3/8	112.8	22-1/2	57.2	33-3/8	84.8	32.0	315	143.2
DPAH-4-ST	58-3/8	148.3	22-1/2	57.2	33-3/8	84.8	40.9	276	125.5
OPAH-4-ST	58-3/8	148.3	22-1/2	57.2	33-3/8	84.8	40.9	318	144.6

Electrical Specifications:

n/a



Your Solutions Partner

DUKE MANUFACTURING CO.

2305 N. Broadway
St. Louis, MO 63102

800.735.3853 Toll Free
800.231.1130 In Missouri
314.231.5074 Fax
www.dukemfg.com

Specification subject to change