


Duke Specifications

F.O.B. St. Louis, Missouri 63102



Double Rack Shelf

MODIFICATIONS:

- ☐ Drainhole (for both units) - **DH-1**
- ☐ Flanged feet (for tables with casters - **SK-19**)
- ☐ Stainless steel welded lengthwise crossrail (both units) - **SK-58**
- ☐ Casters (for tables with legs) - **STC-1**

Special modifications may be added; consult the Accessories and Modifications specification sheet.

AGENCY LISTING:



DUKE MANUFACTURING CO.
2305 N. Broadway
St. Louis, MO 63102

800.735.3853 Toll Free
314.231.1130 In Missouri
314.231.5074 Fax
www.dukemfg.com



"Your Solutions Partner"

PROJECT INFORMATION:

PROJECT: _____
 ITEM: _____
 QUANTITY: _____

MODEL:

Duke Dishtables
Rack Shelves

Double Service Rack Shelf

- ☐ **SDD-48** 48" length
- ☐ **SDD-60** 60" length
- ☐ **SDD-72** 72" length
- ☐ **SDD-96** 96" length
- ☐ **SDD-120** 120" length

SHELF:

- 14 gauge, 300 Series stainless steel
- "V" shaped edge front and rear
- 14 gauge, 300 Series, solid ends
- 1" OD tubular rack rest welded to ends

UPRIGHTS:

- 16 gauge stainless steel
- 1" OD
- Welded to S/S channel underbracing under shelf

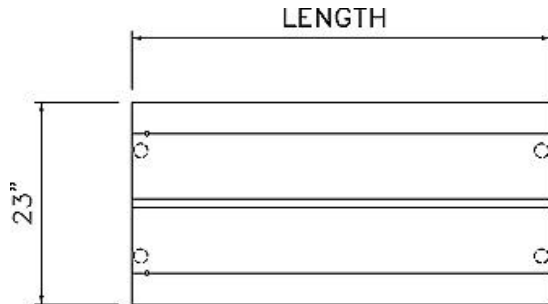
SHORT FORM SPECIFICATIONS:

Duke Aerohot Dishtables - Double Service Rack Shelf. Shelf to be constructed of 14 gauge, 300 Series stainless steel with "V" shaped edge on front and rear. 14 gauge, 300 Series stainless steel solid ends with 1" OD tubular rack rest welded to the ends. Uprights to be of 16 gauge stainless steel, 1" OD, welded to stainless steel channel underbracing under shelf.

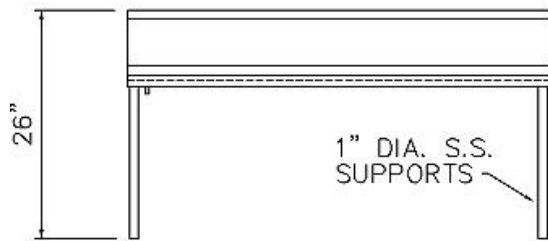
Aerohot®

DUKE DISHTABLES
Rack Shelves -
Double Service Rack Shelf

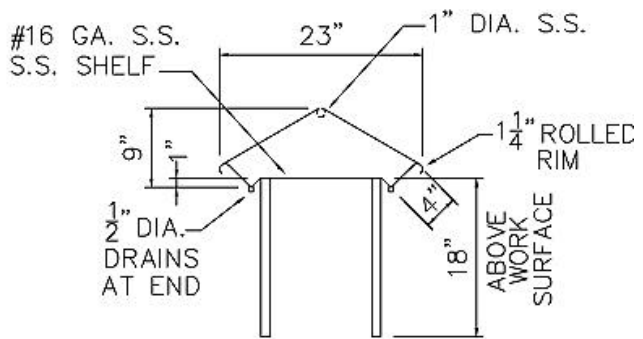
Model	Length
<input type="checkbox"/> SDD-48	48" length
<input type="checkbox"/> SDD-60	60" length
<input type="checkbox"/> SDD-72	72" length
<input type="checkbox"/> SDD-96	96" length
<input type="checkbox"/> SDD-120	120" length



TOP VIEW



FRONT VIEW



RIGHT SIDE

Double Service Solid Rack Shelves

Model	Length		Weight		Cube ft. crated
	in.	cm	lbs.	kg	
SDD-48	48	121.9	80	36.3	16.0
SDD-60	60	152.4	95	43.1	20.0
SDD-72	72	182.9	110	49.9	24.0
SDD-96	96	243.8	140	63.5	32.0
SDD-120	120	304.8	170	77.1	40.0



"Your Solutions Partner"

DUKE MANUFACTURING CO.
 2305 N. Broadway
 St. Louis, MO 63102

800.735.3853 Toll Free
 314.231.1130 In Missouri
 314.231.5074 Fax
www.dukemfg.com

Specifications subject to change

8/00

Printed in U.S.A.
 ©2000, Duke Manufacturing Co.