



Profit from the Eagle Advantage®


Specification Sheet

Short Form Specifications

Eagle Four-Compartment Sink, model _____, with 2"-wide "Euro-Style" edging on front and sides. Unit constructed of heavy gauge type 304 stainless steel top and sink bowls. Sinks to be deep-drawn, seamless, and have all corners covered. Drainboards, when required, shall be "V" creased for positive drainage. 9½" high backsplash with 1" upturn and tile edge. Legs to be 1½" O.D. galvanized tubing with front-to-back crossbracing, and 1" high impact plastic adjustable bullet feet.



four-compartment sink with double drainboards



**FEATURING
2"-WIDE
EURO-STYLE
EDGING**

Options / Accessories

- Stainless steel legs
- Stainless steel bullet feet
- Lever drains
- Twist handle drains
- Twist drain brackets
- Faucets
- Sink covers
- Waste outlets
- Sink kits
- Overflow hole

EAGLE GROUP
100 Industrial Boulevard, Clayton, DE 19938-8903 USA
Phone: 302-653-3000 • Fax: 302-653-2065
www.eaglegrp.com

Foodservice Division: Phone 800-441-8440
MHC/Retail Display Divisions: Phone 800-637-5100

For custom configuration or fabrication needs, contact our **SpecFAB®** Division.
Phone: 302-653-3000 • Fax: 302-653-3091 • e-mail: specfab@eaglegrp.com

Spec sheets available for viewing, printing or downloading from our online literature library at www.eaglegrp.com

Eagle Foodservice Equipment, Eagle MHC, SpecFAB®, and Retail Display are divisions of Eagle Group. ©2012 by the Eagle Group

Item No.: _____
 Project No.: _____
 S.I.S. No.: _____

314 Series Coved Corner Four-Compartment Sinks

MODELS:

- 314-16-4
- 314-16-4-18
- 314-16-4-18L
- 314-16-4-18R
- 314-16-4-24
- 314-16-4-24L
- 314-16-4-24R
- 314-18-4
- 314-18-4-18
- 314-18-4-18L
- 314-18-4-18R
- 314-18-4-24
- 314-18-4-24L
- 314-18-4-24R
- 314-24-4
- 314-24-4-18
- 314-24-4-18L
- 314-24-4-18R
- 314-24-4-24
- 314-24-4-24L
- 314-24-4-24R

Materials

- Sink bowls: Heavy gauge type 304 stainless steel.
- Top: Drainboards, backsplash and euro-style edging are heavy gauge type 304 stainless steel.
- Legs: 1½" (41mm)-diameter heavy-gauge galvanized tubing with plated 12-gauge gussets and high-impact corrosion resistant fully adjustable bullet feet - crossbracing is 1" (25mm)-diameter heavy-gauge galvanized tubing.

Design and Construction Features

- All bowls have deep-drawn one-piece seamless construction, using state-of-the-art hydraulic presses.
- Sink bowls have generous radius with minimum dimension of 3" (76mm) and are rectangular for maximum capacity.
- New 20" x 16" (508 x 406mm) bowl design, with enhanced polishing techniques.
- 13½" (343mm) water level is standard.
- Swirl-away drainage.
- Leg gusset assemblies welded adjacent to sink bowl for maximum weight support and stability.
- 9½" (241mm) standard backsplash includes 1" (25mm) upturn and tile edge for easy installation and feathering to wall/splash surface.
- "V" creased drainboards for positive drainage.

Mechanical:

- Water supply is ½" (13mm) IPS for hot and cold lines.
- Faucet holes are 1½" (29mm) punched on 8" (203mm) centers; two sets of faucet holes are punched.
- Basket-type waste drain included fits sink bowls' 3½" (89mm) opening and features 1½" (38mm) outlet.

Certifications / Approvals



AUTOQUOTES



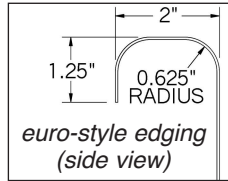
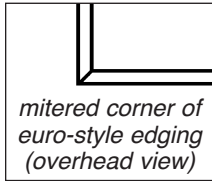
EG20.30 Rev. 10/12



Profit from the Eagle Advantage®

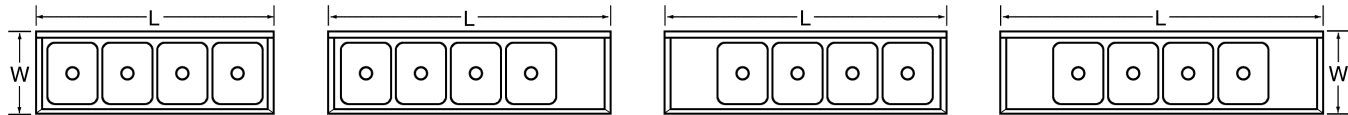
Item No.: _____
 Project No.: _____
 S.I.S. No.: _____

314 Series Coved Corner Four-Compartment Sinks



Overall widths			
bowl size		Dimension A	
in.	mm	in.	mm
20" x 16"	508 x 406	27½"	699
24" x 18"	610 x 457	31¾"	807
24" x 24"	610 x 610	31¾"	807

Drain location for rough-in			
bowl size		Dimension B	
in.	mm	in.	mm
20" x 16"	508 x 406	14"	357
24" x 18"	610 x 457	16"	406
24" x 24"	610 x 610	16"	406



model #	BOWL DIMENSIONS				DRAINBOARD quantity	DRAINBOARD length		OVERALL DIMENSIONS				weight	
	width in.	length mm	width in.	length mm		in.	mm	width in.	length mm	in.	mm	lbs.	kg
314-16-4	20"	508	16"	406	0	-	27½"	699	76½"	1943	125	56.7	
314-16-4-18R or L	20"	508	16"	406	1	18"	457	27½"	699	92½"	2340	144	65.3
314-16-4-18	20"	508	16"	406	2	18"	457	27½"	699	107¾"	2737	163	73.9
314-16-4-24R or L	20"	508	16"	406	1	24"	610	27½"	699	98½"	2492	150	68.0
314-16-4-24	20"	508	16"	406	2	24"	610	27½"	699	119¾"	3042	175	79.5
314-18-4	24"	610	18"	457	0	-	31¾"	807	85½"	2172	135	61.2	
314-18-4-18R or L	24"	610	18"	457	1	18"	457	31¾"	807	100¾"	2559	154	69.9
314-18-4-18	24"	610	18"	457	2	18"	457	31¾"	807	116"	2946	173	78.5
314-18-4-24R or L	24"	610	18"	457	1	24"	610	31¾"	807	106¾"	2711	160	72.6
314-18-4-24	24"	610	18"	457	2	24"	610	31¾"	807	128"	3251	185	83.9
314-24-4	24"	610	24"	610	0	-	31¾"	807	109½"	2783	153	55.6	
314-24-4-18R or L	24"	610	24"	610	1	18"	457	31¾"	807	124¾"	3169	172	78.0
314-24-4-18	24"	610	24"	610	2	18"	457	31¾"	807	140"	3556	191	86.6
314-24-4-24R or L	24"	610	24"	610	1	24"	610	31¾"	807	130¾"	3321	178	80.7
314-24-4-24	24"	610	24"	610	2	24"	610	31¾"	807	152"	3861	203	92.1

EAGLE GROUP
 100 Industrial Boulevard, Clayton, DE 19938-8903 USA
 Phone: 302-653-3000 • Fax: 302-653-2065
 www.eaglegrp.com

Foodservice Division: Phone 800-441-8440
 MHC/Retail Display Divisions: Phone 800-637-5100

Printed in U.S.A.
 ©2012 by Eagle Group
 Rev. 10/12

Spec sheets available for viewing, printing or downloading from our online literature library at www.eaglegrp.com

Although every attempt has been made to ensure the accuracy of the information provided, we cannot be held responsible for typographical or printing errors. Information and specifications are subject to change without notice. Please confirm at time of order.