



Profit from the Eagle Advantage®

Specification Sheet

Short Form Specifications

Eagle One-Compartment Sink, model _____, with 2"-wide "Euro-Style" edging on front and sides. Sink bowl is heavy gauge type 304 stainless steel, with 13½" water level, deep drawn, seamless and have all corners covered. Top—including backsplash, and drainboards (when required)—is heavy gauge type 430 stainless steel. Drainboards shall be "V" creased for positive drainage. 9½" high backsplash with 1" upturn and tile edge. Legs to be 1½" O.D. galvanized tubing with front-to-back crossbracing, and 1" high impact plastic adjustable bullet feet.



**FEATURING
2"-WIDE
EURO-STYLE
EDGING**

Options / Accessories

- Stainless steel legs
- Stainless steel bullet feet
- Lever drains
- Twist handle drains
- Twist drain brackets
- Faucets
- Sink covers
- Waste outlets
- Sink kits
- Overflow hole

EAGLE GROUP

100 Industrial Boulevard, Clayton, DE 19938-8903 USA

Phone: 302-653-3000 • Fax: 302-653-2065

www.eaglegrp.com

Foodservice Division: Phone 800-441-8440

MHC/Retail Display Divisions: Phone 800-637-5100

For custom configuration or fabrication needs, contact our **SpecFAB Division**.

Phone: 302-653-3000 • Fax: 302-653-3091 • e-mail: specfab@eaglegrp.com

Item No.: _____
 Project No.: _____
 S.I.S. No.: _____

414 Series Coved Corner One-Compartment Sinks

MODELS:

- 414-16-1
- 414-16-1-18
- 414-16-1-18L
- 414-16-1-18R
- 414-16-1-24
- 414-16-1-24L
- 414-16-1-24R
- 414-18-1
- 414-18-1-18
- 414-18-1-18L
- 414-18-1-18R
- 414-18-1-24
- 414-18-1-24L
- 414-18-1-24R
- 414-22-1
- 414-22-1-18
- 414-22-1-18L
- 414-22-1-18R
- 414-22-1-24
- 414-22-1-24L
- 414-22-1-24R
- 414-24-1
- 414-24-1-18
- 414-24-1-18L
- 414-24-1-18R
- 414-24-1-24
- 414-24-1-24L
- 414-24-1-24R

Materials

- Sink bowl: Heavy gauge type 304 stainless steel.
- Top: Drainboards, backsplash and euro-style edging are heavy gauge type 430 stainless steel.
- Legs: 1½" (41mm)-diameter heavy-gauge galvanized tubing with plated 12-gauge gussets and high-impact corrosion resistant fully adjustable bullet feet - crossbracing is 1" (25mm)-diameter heavy-gauge galvanized tubing.

Design and Construction Features

- Bowl features deep-drawn one-piece seamless construction, using state-of-the-art hydraulic presses.
- Sink bowl has generous radius with a minimum dimension of 3" (76mm) and are rectangular for maximum capacity.
- New 20" x 16" (508 x 406mm) bowl design, with enhanced polishing techniques.
- 13½" (343mm) water level is standard.
- Swirl-away drainage.
- Leg gusset assemblies welded adjacent to sink bowl for maximum weight support and stability.
- 9½" (241mm) standard backsplash includes 1" (25mm) upturn and tile edge for easy installation and feathering to wall/splash surface.
- "V" creased drainboards for positive drainage.

Mechanical:

- Water supply is ½" (13mm) IPS for hot and cold lines.
- Faucet holes are 1½" (29mm) punched on 8" (203mm) centers.
- Basket-type waste drain included fits sink bowl's 3½" (89mm) opening and features 1½" (38mm) outlet.

Certifications / Approvals



AUTOQUOTES



EG20.23 Rev. 10/12

Spec sheets available for viewing, printing or downloading from our online literature library at www.eaglegrp.com

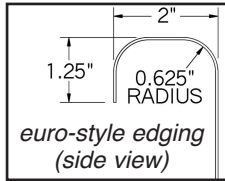
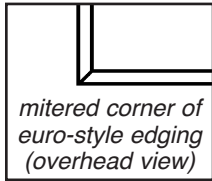
Eagle Foodservice Equipment, Eagle MHC, SpecFAB, and Retail Display are divisions of Eagle Group. ©2012 by the Eagle Group



Profit from the Eagle Advantage®

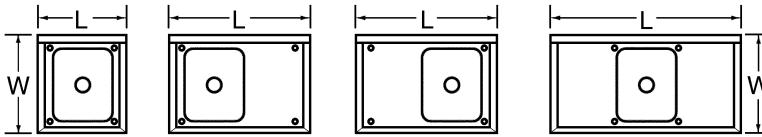
Item No.: _____
 Project No.: _____
 S.I.S. No.: _____

414 Series Coved Corner One-Compartment Sinks



Overall widths			
bowl size		Dimension A	
in.	mm	in.	mm
20" x 16"	508 x 406	27½"	699
24" x 18"	610 x 457	31¼"	807
22" x 22"	559 x 559	29¾"	756
24" x 24"	610 x 610	31¼"	807

Drain location for rough-in			
bowl size		Dimension B	
in.	mm	in.	mm
20" x 16"	508 x 406	14"	357
24" x 18"	610 x 457	16"	406
22" x 22"	559 x 559	15"	381
24" x 24"	610 x 610	16"	406



Please note the pair of legs located under the OUTER area of drainboard (only on one-compartment sinks with one drainboard)

model #	BOWL DIMENSIONS				DRAINBOARD		OVERALL DIMENSIONS				weight	
	width in.	width mm	length in.	length mm	quantity	length in. mm	width in.	width mm	length in.	length mm	lbs.	kg
414-16-1	20"	508	16"	406	0	-	27½"	699	23¼"	591	40	18.1
414-16-1-18R or L	20"	508	18"	457	1	18" 457	27½"	699	38⅞"	987	59	26.8
414-16-1-18	20"	508	16"	406	2	18" 457	27½"	699	54½"	1384	78	35.4
414-16-1-24R or L	20"	508	16"	406	1	24" 610	27½"	699	44⅞"	1140	65	29.5
414-16-1-24	20"	508	16"	406	2	24" 610	27½"	699	66½"	1689	90	40.8
414-18-1	24"	610	18"	457	0	-	31¼"	807	25½"	648	45	20.4
414-18-1-18R or L	24"	610	18"	457	1	18" 457	31¼"	807	40¾"	1035	64	29.0
414-18-1-18	24"	610	18"	457	2	18" 457	31¼"	807	56"	1422	83	37.6
414-18-1-24R or L	24"	610	18"	457	1	24" 610	31¼"	807	46¾"	1188	70	31.8
414-18-1-24	24"	610	18"	457	2	24" 610	31¼"	807	68"	1727	95	43.1
414-22-1	22"	559	22"	559	0	-	29¾"	756	29½"	749	55	24.9
414-22-1-18R or L	22"	559	22"	559	1	18" 457	29¾"	756	45"	1143	74	33.6
414-22-1-18	22"	559	22"	559	2	18" 457	29¾"	756	60½"	1537	93	42.2
414-22-1-24R or L	22"	559	22"	559	1	24" 610	29¾"	756	51"	1295	80	36.3
414-22-1-24	22"	559	22"	559	2	24" 610	29¾"	756	72½"	1842	105	47.6
414-24-1	24"	610	24"	610	0	-	31¼"	807	31½"	800	60	27.2
414-24-1-18R or L	24"	610	24"	610	1	18" 457	31¼"	807	46¾"	1188	79	35.8
414-24-1-18	24"	610	24"	610	2	18" 457	31¼"	807	62"	1575	98	44.5
414-24-1-24R or L	24"	610	24"	610	1	24" 610	31¼"	807	52¾"	1340	85	38.6
414-24-1-24	24"	610	24"	610	2	24" 610	31¼"	807	74"	1880	110	49.9

EAGLE GROUP
 100 Industrial Boulevard, Clayton, DE 19938-8903 USA
 Phone: 302-653-3000 • Fax: 302-653-2065
 www.eaglegrp.com

Foodservice Division: Phone 800-441-8440
 MHC/Retail Display Divisions: Phone 800-637-5100

Printed in U.S.A.
 ©2012 by Eagle Group

Rev. 10/12

Spec sheets available for viewing, printing or downloading from our online literature library at www.eaglegrp.com

Although every attempt has been made to ensure the accuracy of the information provided, we cannot be held responsible for typographical or printing errors. Information and specifications are subject to change without notice. Please confirm at time of order.